

## VSSC6 CL 24VAC/DC 0.5A


**Weidmüller Interface GmbH & Co. KG**

Klingenbergstraße 26

D-32758 Detmold

Germany

[www.weidmueller.com](http://www.weidmueller.com)



Similar to illustration

Overvoltage coupling along the conductor path may disturb or destroy sensitive signal inputs. It is important to provide protection in the immediate vicinity of I&C devices. Weidmüller's broad product range for the I&C sector offers products in a 2-piece, pluggable design and modular terminals for tension clamp or screw connection. These products are suitable for both binary and analogue signals. Weidmüller also offers other designs with integrated components such as gas discharge tubes or varistors. VARITECTOR stands for flexible and variable surge protection by Weidmüller, tested according to product standard IEC61643-21. The VARITECTOR series can be used in applications according to IEC 61643-22 / VDE 0845-3 for classes C1, C2, C3 and D1. The VARITECTOR SPC, SSC and MCZ OVP product families optimally combine electrical and mechanical properties. Size and easy handling play an important role. This surge protection is suited for confined spaces in industrial and process automation as well as in building automation applications.



### General ordering data

Version	Surge protection for instrumentation and control, 24 V, 34 V, 500 mA, IEC 61643-21, HART-compatible
Order No.	<a href="#">1064170000</a>
Type	VSSC6 CL 24VAC/DC 0.5A
GTIN (EAN)	4032248829552
Qty.	10 pc(s).

**VSSC6 CL 24VAC/DC 0.5A****Weidmüller Interface GmbH & Co. KG**

Klingenbergstraße 26

D-32758 Detmold

Germany

www.weidmueller.com

**Technical data****Dimensions and weights**

Depth	81 mm	Depth (inches)	3.189 inch
Height	88.5 mm	Height (inches)	3.484 inch
Net weight	40.6 g	Width	6.2 mm
Width (inches)	0.244 inch		

**Temperatures**

Storage temperature	-40 °C...80 °C	Operating temperature	-40 °C...70 °C
Humidity	5...96 %		

**Probability of failure**

SIL PAPER	SIL Paper	SIL in compliance with IEC 61508	2
MTTF	6,008 Jahre	SFF	89.74 %
$\lambda_{ges}$	19	PFH in $1 \cdot 10^{-9}$ per hour	1.95

**Environmental Product Compliance**

REACH SVHC	Lead 7439-92-1
------------	----------------

**Rated data UL**

Certificate No. (UL)	E311081	UL certificate	UL Zertifikat
----------------------	---------	----------------	---------------

**CSA protection data**

Gas group C	IIB	Gas group D	IIA
Gas groups A, B	IIC	Input current, max. $I_i$	500 mA
Input voltage, max. $U_i$	42 V	Internal capacity, max. $C_i$	1 nF
Internal inductance, max. $L_i$	0 $\mu$ H		

**General data**

Colour	black	Design	Terminal
Isolating function	No	Optical function display	No
Protection degree	IP20	Rail	TS 35
Segment	Measurement - Monitoring - Setting	UL 94 flammability rating	V-0
Version	Surge protection for measurement and control		

**Insulation coordination acc. to EN 50178**

Pollution severity	2	Surge voltage category	III
--------------------	---	------------------------	-----

**VSSC6 CL 24VAC/DC 0.5A****Weidmüller Interface GmbH & Co. KG**

Klingenbergstraße 26

D-32758 Detmold

Germany

www.weidmueller.com

**Technical data****Rated data IEC / EN**

Discharge current $I_{max}$ (8/20 $\mu$ s) wire-PE	5 kA	Discharge current $I_{max}$ (8/20 $\mu$ s) wire-wire	5 kA
Discharge current $I_n$ (8/20 $\mu$ s) wire-PE	2.5 kA	Discharge current $I_n$ (8/20 $\mu$ s) wire-wire	2.5 kA
Discharge current, max. (8/20 $\mu$ s)	10 kA	Fuse	0.5 A
Insertion loss	250 MHz	Lightning test current $I_{imp}$ (10/350 $\mu$ s)	0.5 kA
Lightning test current, $I_{imp}$ (10/350 $\mu$ s) Wire-PE	0.5 kA	Max. continuous voltage, $U_c$ (AC)	30 V
Max. continuous voltage, $U_c$ (DC)	42 V	Number of poles	1
Overload - failure mode	Modus 2	Protection level $U_p$ (typ.)	900 V
Protection level on output side Wire-wire 1 kV/ $\mu$ s, typically	70 V	Protection level, $U_p$ wire - wire	90 V
Pulse-reset capacity	$\leq$ 170 ms	Rated current $I_N$	500 mA
Rated voltage (AC)	24 V	Rated voltage (DC)	34 V
Requirements category acc. to IEC 61643-21	C2, C3, D1	Signal transmission properties (-3 dB)	3.4 MHz
Standards	IEC 61643-21, HART-compatible	Surge current-carrying capacity C2	2.5 kA
Surge current-carrying capacity C3	50 A	Surge current-carrying capacity D1	0.5 kA
Voltage type	AC/DC	Volume resistance	1.8 $\Omega$ 10 %

**Further details of approvals**

GOST certificate GOST-Zertifikat

**Connection data**

Type of connection	Screw connection	Tightening torque, min.	0.5 Nm
Tightening torque, max.	0.8 Nm	Clamping range, min.	0.5 mm <sup>2</sup>
Clamping range, max.	4 mm <sup>2</sup>	Wire cross-section, solid, min.	0.5 mm <sup>2</sup>
Wire cross-section, solid, max.	6 mm <sup>2</sup>	Conductor cross-section, flexible, AEH (DIN 46228-1), min.	0.5 mm <sup>2</sup>
Conductor cross-section, flexible, AEH (DIN 46228-1), max.	4 mm <sup>2</sup>	Connection cross-section, stranded, min.	0.5 mm <sup>2</sup>
Connection cross-section, stranded, max.	4 mm <sup>2</sup>		

**Ratings IECEx/ATEX/cUL**

cUL certificate cUL Certificate

**Classifications**

ETIM 6.0	EC000943	ETIM 7.0	EC000943
ECLASS 9.0	27-13-08-07	ECLASS 9.1	27-13-08-07
ECLASS 10.0	27-13-08-07	ECLASS 11.0	27-13-08-07

**VSSC6 CL 24VAC/DC 0.5A****Weidmüller Interface GmbH & Co. KG**

Klingenbergstraße 26

D-32758 Detmold

Germany

www.weidmueller.com

**Technical data****Tender specification sheets**

Long specification		Short specification
	<p>Surge protection in a one piece, 6.2 mm wide DIN rail module for a floating-ground signal circuit with 24 V UC, 2-wire technology. A current loop with max. 0.6A can be protected here. When the terminal is fitted, a simultaneous electrically conducting contact is made between the mounting rail (earth) and the reference potential (ground) of the protection circuit in the terminal.</p> <p>Optical identification of the terminal based on the type of protected switching and the voltage level. The terminal can be labelled or marked.</p>	<p>Surge protection in a one piece, 6.2 mm wide DIN rail module for a floating-ground driven signal circuit with 2-wire technology and a common wire. Version: 24V UC</p>

**Approvals**

Approvals



ROHS	Conform
UL File Number Search	E311081

**Downloads**

Approval/Certificate/Document of Conformity	<a href="#">SIL Paper</a> <a href="#">CE PAPER</a> <a href="#">Declaration of Conformity</a>
Engineering Data	<a href="#">STEP</a>
Engineering Data	<a href="#">EPLAN, WSCAD</a>
User Documentation	<a href="#">Instruction sheet VSSC</a>


**Data sheet**

**VSSC6 CL 24VAC/DC 0.5A**

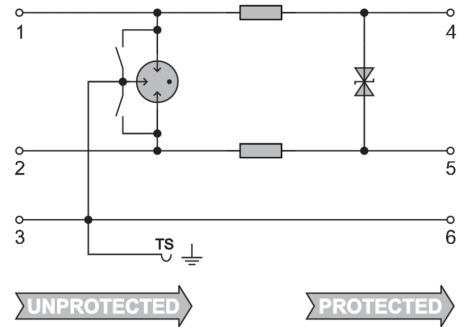
**Weidmüller Interface GmbH & Co. KG**  
Klingenbergstraße 26  
D-32758 Detmold  
Germany

[www.weidmueller.com](http://www.weidmueller.com)

**Drawings**



Similar to illustration



Circuit diagram

