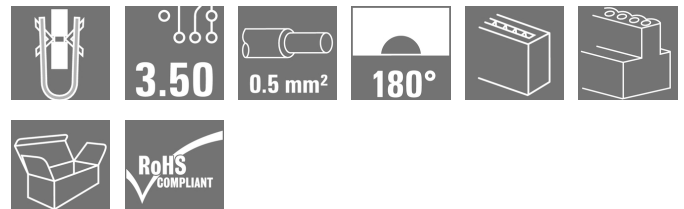



BLIDC 3.50/04/180 SN OR BX

Weidmüller Interface GmbH & Co. KG
 Klingenbergstraße 26
 D-32758 Detmold
 Germany

www.weidmueller.com

Product image



Similar to illustration

Female connectors for fast processing with insulation displacement connectors (IDC) for connecting wires at 3.50 pitch. They provide space for labelling and can be coded.

General ordering data

Version	PCB plug-in connector, female plug, 3.50 mm, Number of poles: 4, 90°/270°, IDC terminal, Clamping range, max. : 0.5 mm ² , Box
Order No.	1750810000
Type	BLIDC 3.50/04/180 SN OR BX
GTIN (EAN)	4032248146109
Qty.	100 pc(s).
Product data	IEC: 320 V / 6 A / 0.2 - 0.5 mm ² UL: 300 V / 7 A / AWG 22 - AWG 20
Packaging	Box

Creation date March 25, 2021 2:21:51 AM CET

BLIDC 3.50/04/180 SN OR BX
Weidmüller Interface GmbH & Co. KG

Klingenbergstraße 26

D-32758 Detmold

Germany

www.weidmueller.com

Technical data
Dimensions and weights

Depth	21.2 mm	Depth (inches)	0.835 inch
Height	12.5 mm	Height (inches)	0.492 inch
Net weight	3.66 g	Width	14 mm
Width (inches)	0.551 inch		

System Parameters

Product family	OMNIMATE Signal - series BL/SL 3.50	Type of connection	Field connection
Wire connection method	IDC terminal	Pitch in mm (P)	3.5 mm
Pitch in inches (P)	0.138 inch	Conductor outlet direction	90°/270°
Number of poles	4	L1 in mm	10.5 mm
L1 in inches	0.413 inch	Number of rows	1
Pin series quantity	1	Rated cross-section	0.5 mm ²
Touch-safe protection acc. to DIN VDE 57 106	Safe from finger touch	Touch-safe protection acc. to DIN VDE 0470	IP 20
Volume resistance	≤5 mΩ	Can be coded	Yes
Screwdriver blade	0.4 x 2.5	Screwdriver blade standard	DIN 5264
Plugging cycles	25	Plugging force/pole, max.	2 N
Pulling force/pole, max.	2 N		

Material data

Insulating material	PBT	Colour	orange
Colour chart (similar)	RAL 2000	Insulating material group	IIIa
Comparative Tracking Index (CTI)	≥ 200	UL 94 flammability rating	V-0
Contact material	CuSn	Contact surface	tinned
Storage temperature, min.	-40 °C	Storage temperature, max.	70 °C
Operating temperature, min.	-50 °C	Operating temperature, max.	80 °C
Temperature range, installation, min.	-25 °C	Temperature range, installation, max.	80 °C

Conductors suitable for connection

Clamping range, min.	0.32 mm ²	Clamping range, max.	0.5 mm ²
Wire connection cross section AWG, min.	AWG 22	Wire connection cross section AWG, max.	AWG 20
Solid, min. H05(07) V-U	0.2 mm ²	Solid, max. H05(07) V-U	0.5 mm ²
Flexible, min. H05(07) V-K	0.2 mm ²	Flexible, max. H05(07) V-K	0.5 mm ²
Outer diameter of insulation, max.	2.1 mm	Reference text	The outside diameter of the plastic collar should not be larger than the pitch (P), Length of ferrules is to be chosen depending on the product and the rated voltage.

BLIDC 3.50/04/180 SN OR BX**Weidmüller Interface GmbH & Co. KG**

Klingenbergstraße 26

D-32758 Detmold


Germany

www.weidmueller.com


Technical data**Rated data acc. to IEC**

tested acc. to standard	IEC 60664-1, IEC 61984	Rated current, min. number of poles (Tu=20°C)	6 A
Rated current, max. number of poles (Tu=20°C)	6 A	Rated current, min. number of poles (Tu=40°C)	6 A
Rated current, max. number of poles (Tu=40°C)	5 A	Rated voltage for surge voltage class / pollution degree II/2	320 V
Rated voltage for surge voltage class / pollution degree III/2	160 V	Rated voltage for surge voltage class / pollution degree III/3	160 V
Rated impulse voltage for surge voltage class/ pollution degree II/2	2.5 kV	Rated impulse voltage for surge voltage class/ pollution degree III/2	2.5 kV
Rated impulse voltage for surge voltage class/ contamination degree III/3	2.5 kV	Short-time withstand current resistance	3 x 1s with 60 A

Rated data acc. to CSA

Institute (CSA)		Certificate No. (CSA)	200039-1068660
Rated voltage (Use group B / CSA)	300 V	Rated voltage (Use group D / CSA)	300 V
Rated current (Use group B / CSA)	7 A	Rated current (Use group D / CSA)	7 A
Wire cross-section, AWG, min.	AWG 22	Wire cross-section, AWG, max.	AWG 20
Reference to approval values	Specifications are maximum values, details - see approval certificate.		

Rated data acc. to UL 1059

Institute (UR)		Certificate No. (UR)	E60693
Rated voltage (Use group B / UL 1059)	300 V	Rated voltage (Use group D / UL 1059)	300 V
Rated current (Use group B / UL 1059)	7 A	Rated current (Use group D / UL 1059)	7 A
Wire cross-section, AWG, min.	AWG 22	Wire cross-section, AWG, max.	AWG 20
Reference to approval values	Specifications are maximum values, details - see approval certificate.		

Packing

Packaging	Box	VPE length	66 mm
VPE width	108 mm	VPE height	132 mm

Classifications

ETIM 6.0	EC002638	ETIM 7.0	EC002638
ECLASS 9.0	27-44-03-09	ECLASS 9.1	27-44-03-09
ECLASS 10.0	27-44-03-09	ECLASS 11.0	27-46-02-02

BLIDC 3.50/04/180 SN OR BX

Weidmüller Interface GmbH & Co. KG
 Klingenbergstraße 26
 D-32758 Detmold
 Germany

www.weidmueller.com

Technical data

Important note

IPC conformity	Conformity: The products are developed, manufactured and delivered according international recognized standards and norms and comply with the assured properties in the data sheet resp. fulfill decorative properties in accordance with IPC-A-610 "Class 2". Further claims on the products can be evaluated on request.
Notes	<ul style="list-style-type: none"> • Additional colours on request • Rated current related to rated cross-section & min. No. of poles. • For IDC contact 0.5: cable acc. to DIN EN 60352-4 • AWG conductor: solid, 7 or 19 strands only • Temperature range -20 to +80 °C • BLIDC 3.5 and BLIDCB 3.5 conductors "solid"/"flexible" to DIN 47726 • P on drawing = pitch • Rated data refer only to the component itself. Clearance and creepage distances to other components are to be designed in accordance with the relevant application standards. • Long term storage of the product with average temperature of 50 °C and average humidity 70%, 36 months

Approvals

Approvals



ROHS	Conform
UL File Number Search	E60693

Downloads

Approval/Certificate/Document of Conformity	Declaration of the Manufacturer
---	---

BLIDC 3.50/04/180 SN OR BX

Weidmüller Interface GmbH & Co. KG
Klingenbergstraße 26
D-32758 Detmold
Germany

www.weidmueller.com

Dimensional drawing

