



### Main

Range of product	Modicon TSX Micro automation platform
Product or component type	Modular base controller
Primary voltage	100...240 V 90...264 V AC
Input current	2 mA < 60 A
Immunity to micro-breaks	< 20 ms
Output current	0.5 A

### Complementary

Number of slots	3
Module type	Screw terminal discrete I/O
Discrete input number	32 24 V DC
Discrete output number	24 relay
Integrated connection type	1 Modbus Modbus RTU 19.2 kbit/s 1 serial link Uni-Telway 19.2 kbit/s
Memory description	Flash 12 Kwords data Internal RAM 11 Kwords data
Maximum size of object areas	256 %Mi 1 %MWi internal words 128 %KWi constant words
Execution time per instruction	4.81 µs arithmetic REAL floating without PCMCIA card 0.25 µs Boolean without PCMCIA card
Execution time for 1 K instruction	0.25 65 % Boolean and 35 % numerical without PCMCIA card 3.03 100 % Boolean without PCMCIA card
Application structure	1 fast task 1 master task 8 event tasks
System overhead	1.9 ms master task
Protection type	Overload protection Short-circuit
Network frequency	50...60 Hz
Total useful secondary power	24 W
Electromagnetic compatibility	Immunity to electromagnetic interference IEC 61131-2 Damped oscillatory wave IEC 1000-4-12 Immunity to impulse waves IEC 1000-4-5 Resistance to fast transient IEC 1000-4-4 level 3 Electromagnetic field immunity test IEC 1000-4-3 level 3 Electrostatic discharge IEC 1000-4-2 level 3

### Environment

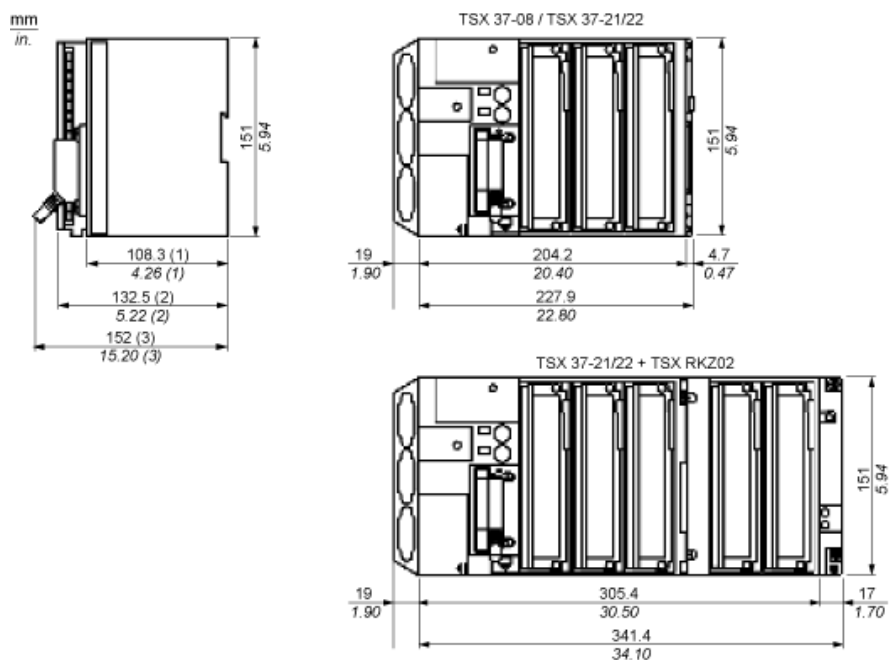
Ambient air temperature for operation	0...60 °C
Ambient air temperature for storage	-25...70 °C
Relative humidity	5...95 % without condensation for operation 10...95 % without condensation for operation
Operating altitude	0...2000 m
Width	244.9 mm
Height	151 mm

Depth	152 mm
Product weight	2.72 kg

### Offer Sustainability

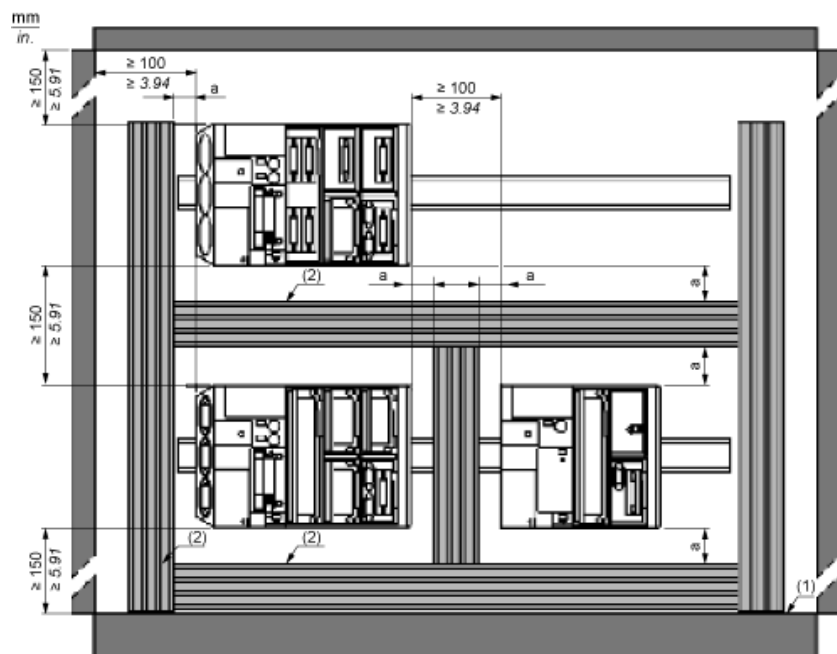
Sustainable offer status	Not Green Premium product
RoHS (date code: YYWW)	Will not be Compliant
REACH	Reference not containing SVHC above the threshold

## Dimensions



- (1) PLC empty.
- (2) With screw terminal block.
- (3) With HE10 or SubD connector.

## Spacing Requirements

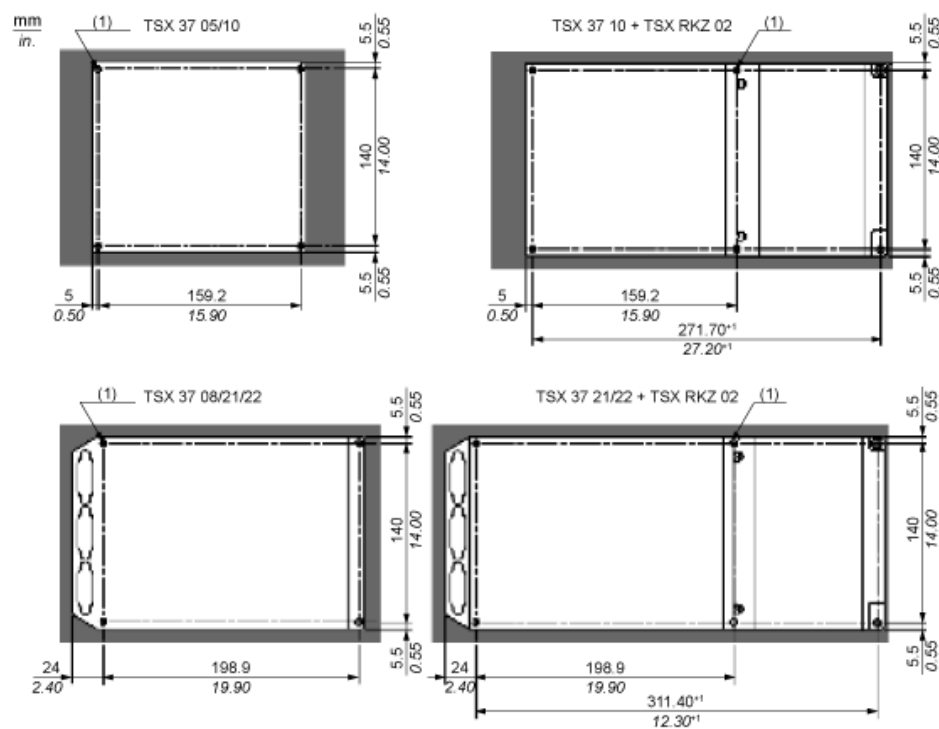


a 50 mm/1.97 in. minimum

(1) Installation or casing

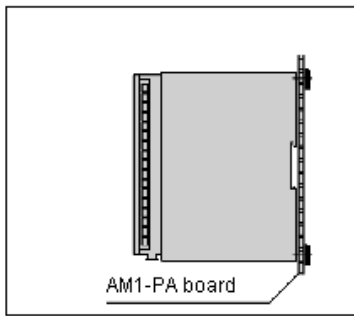
(2) Trough or cable tray

## Panel/Board Mounting



(1) The diameter of the fixing holes must be sufficient to take M4 screws.

### Side View



Use 4 screws with M4x16AF1-VA416 captive washers and 4 M4 AF1-EA4 clip nuts.