

SVD 7.62HP/06/270F 3.2SN BK BX

Weidmüller Interface GmbH & Co. KG
 Klingenbergstraße 26
 D-32758 Detmold
 Germany

www.weidmueller.com

Product image



Similar to illustration

Double-row high-current, high-performance pin headers, with or without flange, for fast, tool-free locking. Optimised for “book-size modules” measuring 50mm wide and above. With integrated mounting option for mounting to the housing wall. Exceptional reliability and operational safety thanks to 100% failsafe mating profile, unique coding and optional additional screw mounting in the flange.

General ordering data

Version	PCB plug-in connector, male header, Flange, THT solder connection, 7.62 mm, Number of poles: 6, 270°, Solder pin length (l): 3.2 mm, tinned, black, Box
Order No.	1523950000
Type	SVD 7.62HP/06/270F 3.2SN BK BX
GTIN (EAN)	4050118329575
Qty.	24 pc(s).
Product data	IEC: 1000 V / 47 A UL: 300 V / 30 A
Packaging	Box

Creation date March 24, 2021 4:35:50 AM CET

SVD 7.62HP/06/270F 3.2SN BK BX

Weidmüller Interface GmbH & Co. KG

Klingenbergstraße 26

D-32758 Detmold

Germany

www.weidmueller.com

Technical data

Dimensions and weights

Depth	48.9 mm	Depth (inches)	1.925 inch
Height	41.9 mm	Height (inches)	1.65 inch
Height of lowest version	38.7 mm	Net weight	31.8 g

System specifications

Product family	OMNIMATE Power - series BV/SV 7.62HP	Type of connection	Board connection
Mounting onto the PCB	THT solder connection	Pitch in mm (P)	7.62 mm
Pitch in inches (P)	0.3 inch	Outgoing elbow	270°
Number of poles	6	Number of solder pins per pole	3
Solder pin length (l)	3.2 mm	Solder pin length tolerance	+0.1 / -0.3 mm
Solder pin dimensions	0.8 x 1.0 mm	Solder pin dimensions = d tolerance	+0.1 / -0.1 mm
Solder eyelet hole diameter (D)	1.4 mm	Solder eyelet hole diameter tolerance (D)	+0,1 mm
L1 in mm	15.24 mm	L1 in inches	0.6 inch
Number of rows	2	Pin series quantity	2
Touch-safe protection acc. to DIN VDE 57 106	Touch-safe above the printed circuit board	Touch-safe protection acc. to DIN VDE 0470	IP 20
Volume resistance	≤2 mΩ	Can be coded	Yes

Material data

Insulating material	PA GF	Colour	black
Colour chart (similar)	RAL 9011	Insulating material group	I
Comparative Tracking Index (CTI)	≥ 600	UL 94 flammability rating	V-0
Contact material	Copper alloy	Contact surface	tinned
Tinning type	matt	Layer structure of solder connection	1...3 µm Ni / 4...8 µm Sn matt
Layer structure of plug contact	4...8 µm Sn matt	Storage temperature, min.	-40 °C
Storage temperature, max.	70 °C	Operating temperature, min.	-50 °C
Operating temperature, max.	120 °C	Temperature range, installation, min.	-25 °C
Temperature range, installation, max.	120 °C		

Rated data acc. to IEC

tested acc. to standard	IEC 60664-1, IEC 61984	Rated current, min. number of poles (Tu=20°C)	47 A
Rated current, max. number of poles (Tu=20°C)	47 A	Rated current, min. number of poles (Tu=40°C)	42 A
Rated current, max. number of poles (Tu=40°C)	42 A	Rated voltage for surge voltage class / pollution degree II/2	1,000 V
Rated voltage for surge voltage class / pollution degree III/2	630 V	Rated voltage for surge voltage class / pollution degree III/3	630 V
Rated impulse voltage for surge voltage class/ pollution degree II/2	6 kV	Rated impulse voltage for surge voltage class/ pollution degree III/2	6 kV
Rated impulse voltage for surge voltage class/ contamination degree III/3	6 kV	Short-time withstand current resistance	3 x 1s mit 192 A

Rated data acc. to CSA

Rated voltage (Use group B / CSA)	300 V	Rated voltage (Use group C / CSA)	300 V
Rated voltage (Use group D / CSA)	300 V	Rated current (Use group B / CSA)	25 A
Rated current (Use group C / CSA)	25 A	Rated current (Use group D / CSA)	5 A

Creation date March 24, 2021 4:35:50 AM CET

Catalogue status 12.03.2021 / We reserve the right to make technical changes.

2

SVD 7.62HP/06/270F 3.2SN BK BX**Weidmüller Interface GmbH & Co. KG**

Klingenbergstraße 26

D-32758 Detmold

Germany

www.weidmueller.com

Technical data**Rated data acc. to UL 1059**

Institute (cURus)



Certificate No. (cURus)

E60693

Rated voltage (Use group B / UL 1059) 300 V

Rated voltage (Use group C / UL 1059) 300 V

Rated voltage (Use group D / UL 1059) 600 V

Rated current (Use group B / UL 1059) 30 A

Rated current (Use group C / UL 1059) 30 A

Rated current (Use group D / UL 1059) 5 A

Reference to approval values

Specifications are maximum values, details - see approval certificate.

Packing

Packaging

Box

VPE length

0 m

VPE width

0 m

VPE height

0 m

Classifications

ETIM 6.0

EC002637

ETIM 7.0

EC002637

ECLASS 9.0

27-44-04-02

ECLASS 9.1

27-44-04-02

ECLASS 10.0

27-44-04-02

ECLASS 11.0

27-46-02-01

Important note

IPC conformity

Conformity: The products are developed, manufactured and delivered according international recognized standards and norms and comply with the assured properties in the data sheet resp. fulfill decorative properties in accordance with IPC-A-610 "Class 2". Further claims on the products can be evaluated on request.

Notes

- Additional colours on request
- Rated current related to rated cross-section & min. No. of poles.
- P on drawing = pitch
- Rated data refer only to the component itself. Clearance and creepage distances to other components are to be designed in accordance with the relevant application standards.
- Long term storage of the product with average temperature of 50 °C and average humidity 70%, 36 months

Approvals

Approvals



ROHS

Conform

UL File Number Search

E60693

Downloads

Approval/Certificate/Document of Conformity

[Declaration of the Manufacturer](#)

Engineering Data

[STEP](#)

Creation date March 24, 2021 4:35:50 AM CET

Catalogue status 12.03.2021 / We reserve the right to make technical changes.

3

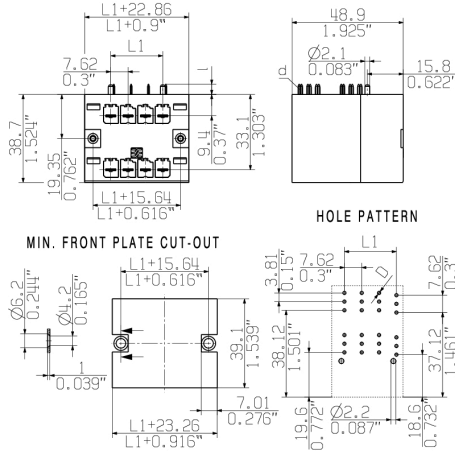
SVD 7.62HP/06/270F 3.2SN BK BX

Weidmüller Interface GmbH & Co. KG
 Klingenbergstraße 26
 D-32758 Detmold
 Germany

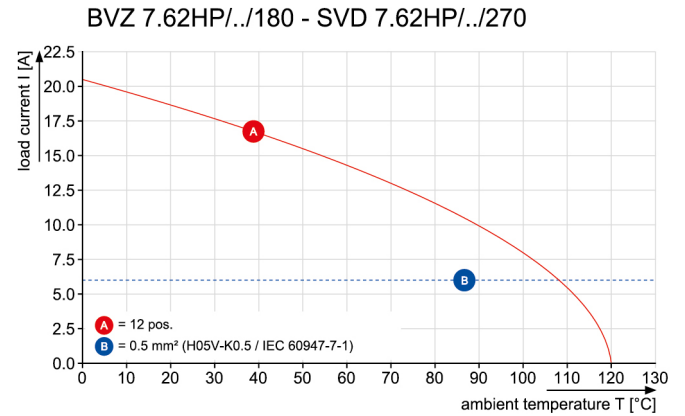
www.weidmueller.com

Drawings

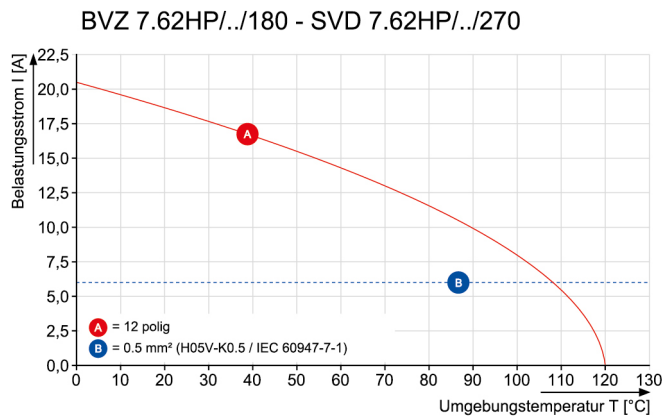
Dimensional drawing



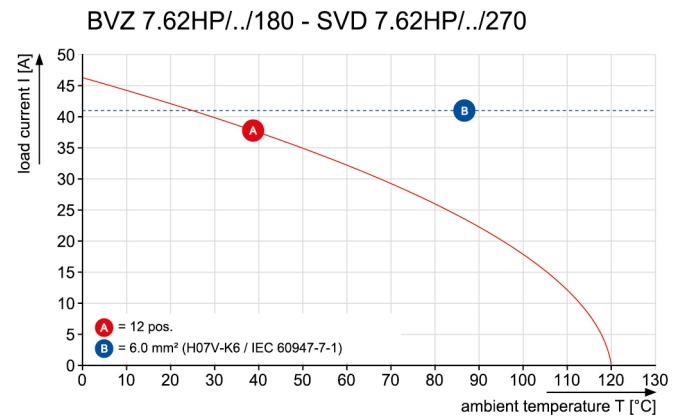
Graph



Graph




Graph



Product benefits



High component density
 Small and compact pitch



High component density
 Small and compact pitch

SVD 7.62HP/06/270F 3.2SN BK BX

Weidmüller Interface GmbH & Co. KG
Klingenbergstraße 26
D-32758 Detmold
Germany

www.weidmueller.com

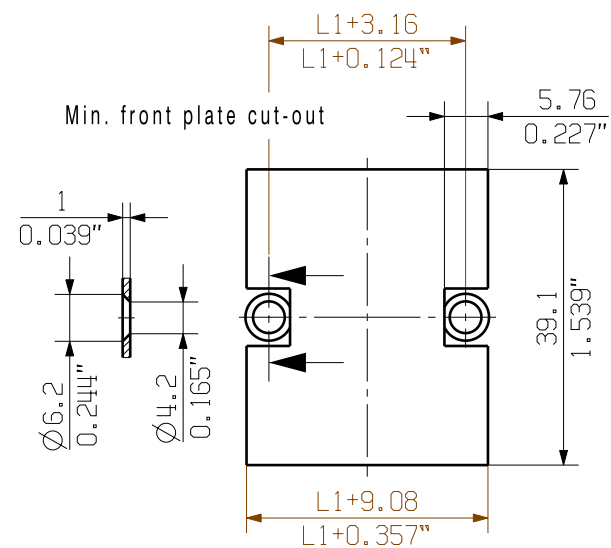
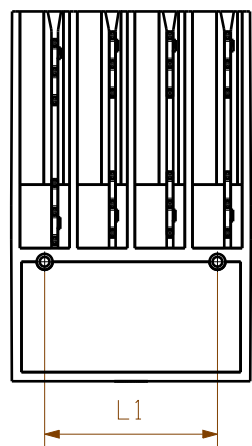
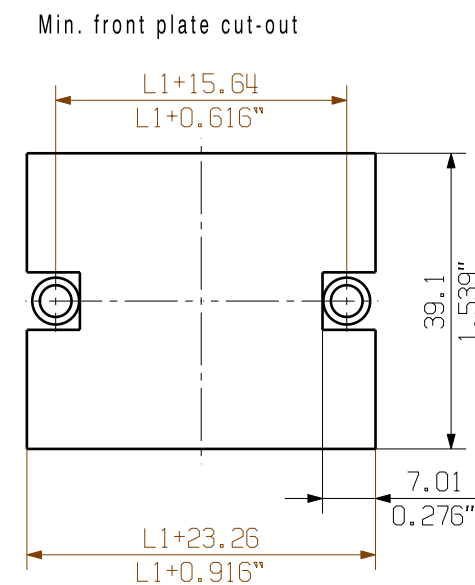
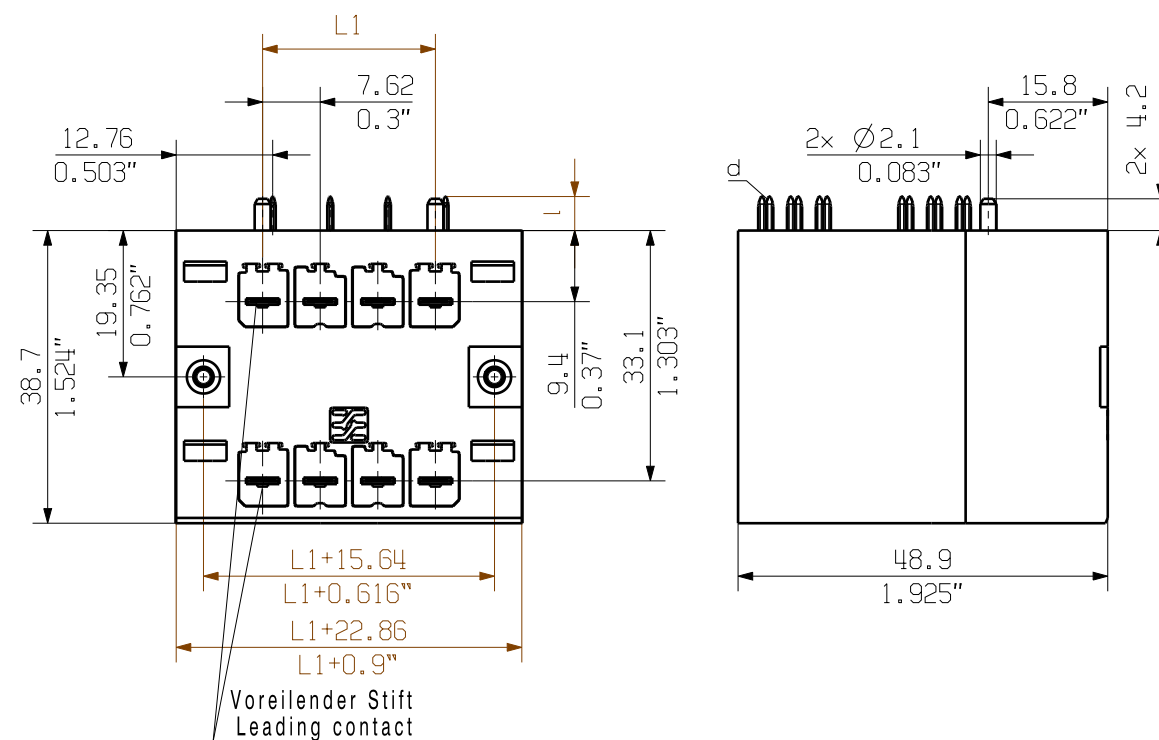
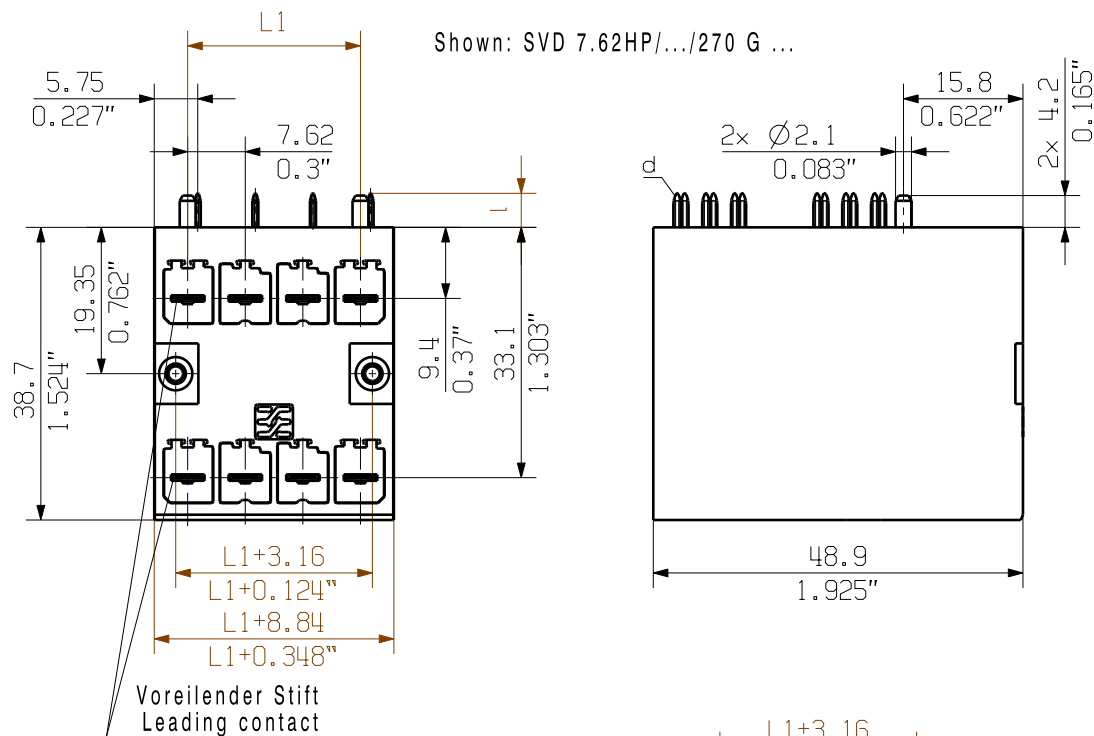
Drawings**Product benefits**

Space-saving power male header
Through PUSH IN connection system

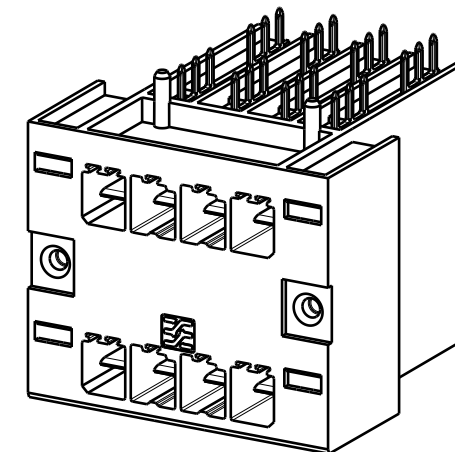
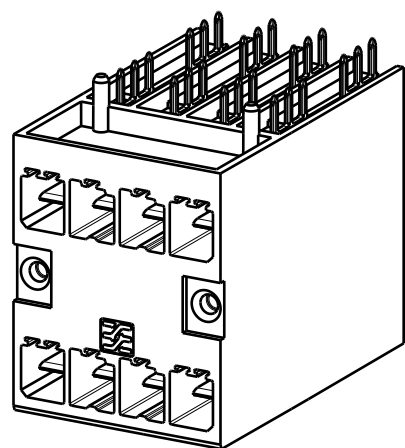
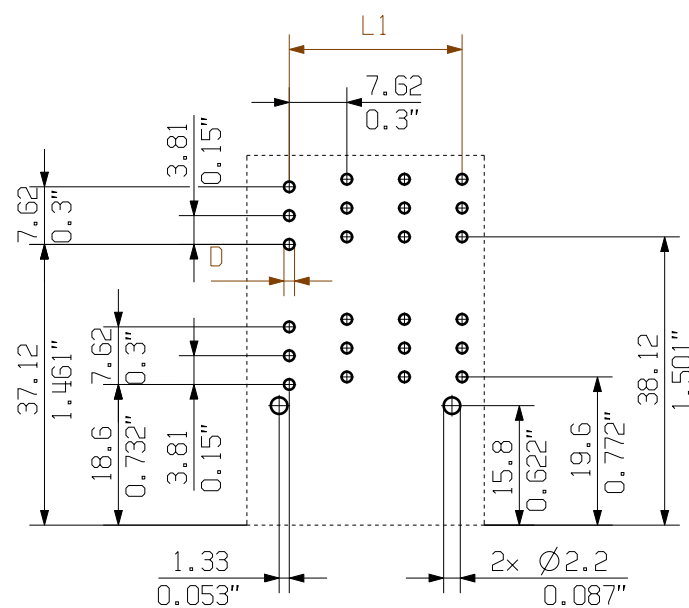
Allgemeinguetliche Kundenzeichnung, aktueller Stand nur auf Anfrage
General customer drawing, topical version only if required

The reproduction, distribution and utilization of this document as well as the communication of its contents without explicit authorization is prohibited. Offenders will be held liable for the payment of damages. Weidmüller exclusively reserves the right to file for patents, utility models or designs.

© Weidmüller Interface GmbH & Co. KG



Hole pattern Fuer beide Varianten
For both types



For the mounting of PCBs, it should be noted that the rated data relates only to the PCB components alone. The necessary creepage and clearance paths must be observed in connection with the respective applicant in accordance to IEC 664 / VDE 0110. The current-carrying capacity and pitch tolerance is to be determined according to DIN IEC 326 part 3 very fine.

Weidmüller PCB components are tested to the DIN EN 61984 standard, and are valid for its field of application. Provided that the components are used to the intended purpose, all requirements with respect to the occurring of electrical, mechanical, thermic and corrosive stress will be satisfied.

Empfohlene Senkkopfschraube EJT DELTA PT
Recommended counter screw WN 5454 25x12 4269112801

D = Ø1.4 +0.1
0.055"
d = 0.8x1.0
0.031"x0.039"

4.5	0.177	12	38.10	1.5
3.2	0.126	10	30.48	1.2
		8	22.86	0.9
		6	15.24	0.6
		4	7.62	0.3
l [mm]	l [inch]	n Polzahl Poles	L1 [mm]	L1 [inch]

General tolerance: DIN ISO 2768-mK

106919/0 02.08.18 HELIS_MA 00

RoHS COMPLIANT

Modification

Date Name

Drawn 18.09.2014 FRIELING_L

Responsible WRIGHT_ST

Checked 03.08.2018 HELIS_MA

Approved NOLTE_S

Cat.no.: .

3 59413 08

Drawing no. Issue no.

Sheet 03 of 06 sheets

Weidmüller

SVD 7.62HP/.../270...
STIFTSLEISTE
MALE HEADER

Product file: SVD 7.62HP 7409

Scale: 1/1

Supersedes: .

Recommended wave soldering profiles

Weidmüller Interface GmbH & Co. KG
 Klängenbergstraße 16
 D-32758 Detmold
 Germany
 Fon: +49 5231 14-0
 Fax: +49 5231 14-292083
 www.weidmueller.com

Single Wave:



Double Wave:



Wave soldering profiles

Wired connection elements should be processed in accordance with the DIN EN 61760-1 standard. We have included two recommendations for practical wave soldering profiles, with which Weidmüller PCB terminals and connectors are qualified.

When choosing a suitable profile for your application, the following factors also need to be considered:

- PCB thickness
- Proportion of Cu in the layers
- Single/double-sided assembly
- Product range
- Heating and cooling rates

The single and double wave profiles each indicate the recommended operating range, including the maximum soldering temperature of 260°C. In practice, the maximum soldering temperature is quite often well below the above maximum profile.