

BUF 10.16IT/02/180SF AG BK BX
Weidmüller Interface GmbH & Co. KG

Klingenbergstraße 26

D-32758 Detmold

Germany

www.weidmueller.com

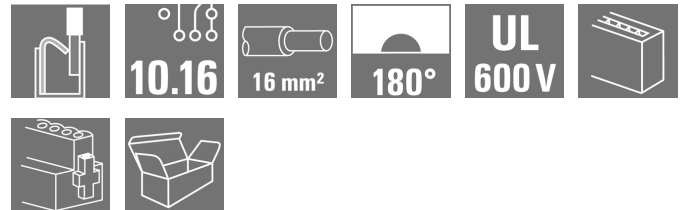
Product image


Abbildung ähnlich

Device connectivity | OMNIMATE® Power BUF 10.16
 PUSH IN PCB connector, 16mm², with wire-ready
 function

- PUSH IN technology with settable wire-ready contact point simplifies the connection of stranded wires without wire-end ferrules and wires with particularly rigid insulation
- Direct and tool-free connection of solid wires and wires with crimped wire-end ferrules for fast and safe wiring
- Single-hand operation of the plug-in connector and automatic connection thanks to the middle flange with snap-on mechanism and optionally with additional screw fastening

General ordering data

Version	PCB plug-in connector, female plug, 10.16 mm, Number of poles: 2, 180°, PUSH IN with actuator, Clamping range, max. : 16 mm ² , Box
Order No.	2493340000
Type	BUF 10.16IT/02/180SF AG BK BX
GTIN (EAN)	4050118503128
Qty.	28 pc(s).
Product data	IEC: 1000 V / 76 A / 2.5 - 16 mm ² UL: 600 V / 34 A / AWG 12 - AWG 6
Packaging	Box

Creation date March 29, 2021 5:53:51 PM CEST

BUF 10.16IT/02/180SF AG BK BX
Weidmüller Interface GmbH & Co. KG

Klingenbergstraße 26

D-32758 Detmold

Germany

www.weidmueller.com

Technical data
Dimensions and weights

Net weight	32.02 g
------------	---------

System Parameters

Product family		Type of connection	
	OMNIMATE Power - series BU/SU 10.16		Field connection
Wire connection method	PUSH IN with actuator	Pitch in mm (P)	10.16 mm
Pitch in inches (P)	0.4 inch	Conductor outlet direction	180°
Number of poles	2	L1 in mm	10.16 mm
L1 in inches	0.4 inch	Number of rows	1
Pin series quantity	1	Rated cross-section	16 mm ²
Touch-safe protection acc. to DIN VDE 57 106	Safe from finger touch	Touch-safe protection acc. to DIN VDE 0470	IP 20
Can be coded	Yes	Stripping length	18 mm
Tightening torque for screw flange, min.	0.3 Nm	Tightening torque for screw flange, max.	0.4 Nm
Screwdriver blade	0.8 x 4.0	Screwdriver blade standard	DIN 5264
Plugging cycles	≤ 50	Plugging force/pole, max.	15 N
Pulling force/pole, max.	15 N		

Material data

Insulating material	PA GF	Colour	black
Colour chart (similar)	RAL 9011	Insulating material group	II
Comparative Tracking Index (CTI)	≥ 400	Insulation strength	≥ 10 ⁸ Ω
UL 94 flammability rating	V-0	Contact material	Copper alloy
Contact surface	silver-plated	Layer structure of plug contact	≥ 3 μm Ag
Storage temperature, min.	-40 °C	Storage temperature, max.	70 °C
Operating temperature, min.	-50 °C	Operating temperature, max.	120 °C

Conductors suitable for connection

Clamping range, min.	2.5 mm ²
Clamping range, max.	16 mm ²
Wire connection cross section AWG, min.	AWG 12
Wire connection cross section AWG, max.	AWG 4
Solid, min. H05(07) V-U	2.5 mm ²
Solid, max. H05(07) V-U	10 mm ²
Stranded, min. H07V-R	10 mm ²
Stranded, max. H07V-R	16 mm ²
Flexible, min. H05(07) V-K	2.5 mm ²
Flexible, max. H05(07) V-K	16 mm ²
w. plastic collar ferrule, DIN 46228 pt 4, min.	2.5 mm ²
w. plastic collar ferrule, DIN 46228 pt 4, max.	16 mm ²
w. wire end ferrule, DIN 46228 pt 1, min.	2.5 mm ²
w. wire end ferrule, DIN 46228 pt 1, max.	16 mm ²

Creation date March 29, 2021 5:53:51 PM CEST

Catalogue status 12.03.2021 / We reserve the right to make technical changes.

2

BUF 10.16IT/02/180SF AG BK BX
Weidmüller Interface GmbH & Co. KG

Klingenbergstraße 26

D-32758 Detmold

Germany

www.weidmueller.com

Technical data

Clampable conductor	Cross-section for conductor connection	Type	fine-wired
		nominal	2.5 mm ²
wire end ferrule		Stripping length	nominal 20 mm
		Recommended wire-end ferrule	H2.5/25D BL
		Stripping length	nominal 18 mm
		Recommended wire-end ferrule	H2.5/18
Cross-section for conductor connection	Type	fine-wired	
	nominal	4 mm ²	
wire end ferrule		Stripping length	nominal 20 mm
		Recommended wire-end ferrule	H4.0/26D GR
		Stripping length	nominal 18 mm
		Recommended wire-end ferrule	H4.0/18
Cross-section for conductor connection	Type	fine-wired	
	nominal	6 mm ²	
wire end ferrule		Stripping length	nominal 20 mm
		Recommended wire-end ferrule	H6.0/26 SW
		Stripping length	nominal 18 mm
		Recommended wire-end ferrule	H6.0/18
Cross-section for conductor connection	Type	fine-wired	
	nominal	10 mm ²	
wire end ferrule		Stripping length	nominal 21 mm
		Recommended wire-end ferrule	H10.0/28 EB
		Stripping length	nominal 18 mm
		Recommended wire-end ferrule	H10.0/18
Cross-section for conductor connection	Type	fine-wired	
	nominal	16 mm ²	
wire end ferrule		Stripping length	nominal 21 mm
		Recommended wire-end ferrule	H16.0/28 GN
		Stripping length	nominal 18 mm
		Recommended wire-end ferrule	H16.0/18

Reference text Length of ferrules is to be chosen depending on the product and the rated voltage.

Rated data acc. to IEC

Rated current, min. number of poles (Tu=20°C)	76 A	Rated current, max. number of poles (Tu=20°C)	71 A
Rated current, min. number of poles (Tu=40°C)	70 A	Rated current, max. number of poles (Tu=40°C)	62 A
Rated voltage for surge voltage class / pollution degree II/2	1,000 V	Rated voltage for surge voltage class / pollution degree III/2	1,000 V
Rated voltage for surge voltage class / pollution degree III/3	1,000 V	Rated impulse voltage for surge voltage class/ pollution degree II/2	8 kV
Rated impulse voltage for surge voltage class/ pollution degree III/2	8 kV	Rated impulse voltage for surge voltage class/ contamination degree III/3	8 kV
Short-time withstand current resistance	3 x 1s with 800A		

BUF 10.16IT/02/180SF AG BK BX
Weidmüller Interface GmbH & Co. KG

Klingenbergstraße 26

D-32758 Detmold

Germany

www.weidmueller.com

Technical data
Rated data acc. to UL 1059

Institute (cURus)



Certificate No. (cURus)

E60693

Rated voltage (Use group B / UL 1059) 600 V

Rated voltage (Use group C / UL 1059) 600 V

Rated current (Use group B / UL 1059) 34 A

Rated current (Use group C / UL 1059) 34 A

Wire cross-section, AWG, min. AWG 12

Wire cross-section, AWG, max. AWG 6

Reference to approval values

Specifications are maximum values, details - see approval certificate.

Packing

Packaging	Box	VPE length	358 mm
VPE width	186 mm	VPE height	74 mm

Classifications

ETIM 6.0	EC002638	ETIM 7.0	EC002638
ECLASS 9.0	27-44-03-09	ECLASS 9.1	27-44-03-09
ECLASS 10.0	27-44-03-09	ECLASS 11.0	27-46-02-02

Important note

IPC conformity

Conformity: The products are developed, manufactured and delivered according international recognized standards and norms and comply with the assured properties in the data sheet resp. fulfill decorative properties in accordance with IPC-A-610 "Class 2". Further claims on the products can be evaluated on request.

Notes

- Additional colours on request
- Rated current related to rated cross-section & min. No. of poles.
- Wire end ferrule with plastic collar to DIN 46228/4
- Wire end ferrule without plastic collar to DIN 46228/1
- P on drawing = pitch
- Rated data refer only to the component itself. Clearance and creepage distances to other components are to be designed in accordance with the relevant application standards.
- For all applications with flange we recommend to fix the pin header with the help of the soldering flange or a self-tapping screw on the board.
- Long term storage of the product with average temperature of 50 °C and average humidity 70%, 36 months

Approvals

Approvals



UL File Number Search

E60693

Creation date March 29, 2021 5:53:51 PM CEST

Catalogue status 12.03.2021 / We reserve the right to make technical changes.

4

Data sheet**BUF 10.16IT/02/180SF AG BK BX****Weidmüller Interface GmbH & Co. KG**
Klingenbergstraße 26
D-32758 Detmold
Germany

www.weidmueller.com

Technical data**Downloads**

Engineering Data	STEP
User Documentation	Assembly instructions PUSH IN connector with actuator – BUF 10.16.IT QR-Code product handling video

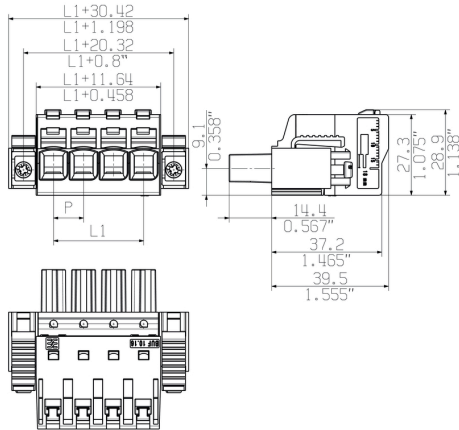
BUF 10.16IT/02/180SF AG BK BX

Weidmüller Interface GmbH & Co. KG
 Klingenbergstraße 26
 D-32758 Detmold
 Germany

www.weidmueller.com

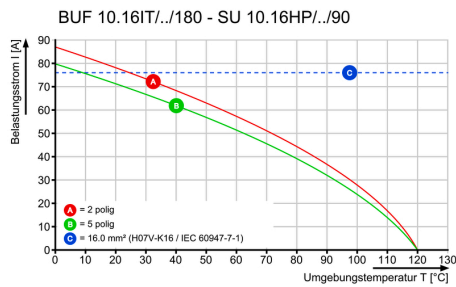
Drawings

Dimensional drawing

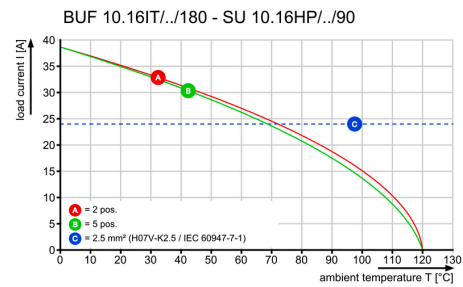


Similar to illustration


Graph



Graph




Product benefits



Easy connection of conductors
WIRE READY

Product benefits



Quick wiring


BUF 10.16IT/02/180SF AG BK BX

Weidmüller Interface GmbH & Co. KG
Klingenbergstraße 26
D-32758 Detmold
Germany

Drawings

www.weidmueller.com

Product benefits



Single-handed operation
Automatic latching