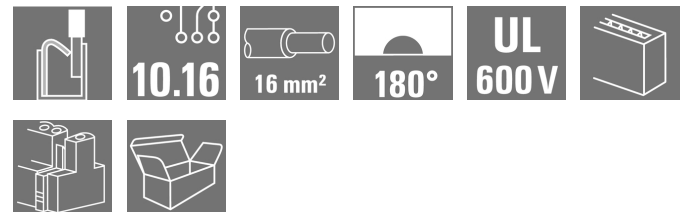


BUF 10.16IT/04/180MSF4SH200 AG BK BX

Weidmüller Interface GmbH & Co. KG
 Klingenbergstraße 26
 D-32758 Detmold
 Germany

www.weidmueller.com

Product image


Similar to illustration

Device connectivity | OMNIMATE® Power BUF 10.16
 PUSH IN PCB connector, 16mm², with wire-ready
 function

- PUSH IN technology with settable wire-ready contact point simplifies the connection of stranded wires without wire-end ferrules and wires with particularly rigid insulation
- Direct and tool-free connection of solid wires and wires with crimped wire-end ferrules for fast and safe wiring
- Single-hand operation of the plug-in connector and automatic connection thanks to the middle flange with snap-on mechanism and optionally with additional screw fastening

Including pre-assembled pluggable shield connection for large area shielding in your application.

Directly during the plug-in process itself, the shield connection is attached vibration-proof to the contact area of the metal housing.

General ordering data

| | |
|--------------|---|
| Version | PCB plug-in connector, female plug, 10.16 mm, Number of poles: 4, 180°, PUSH IN with actuator, Clamping range, max.: 16 mm ² |
| Order No. | 2627950000 |
| Type | BUF 10.16IT/04/180MSF4SH200 AG BK BX |
| GTIN (EAN) | 4050118631944 |
| Qty. | 20 pc(s). |
| Product data | IEC: 1000 V / 76 A / 2.5 - 16 mm ² UL: 600 V / 34 A / AWG 12 - AWG 6 |

BUF 10.16IT/04/180MSF4SH200 AG BK BX

Weidmüller Interface GmbH & Co. KG
 Klingenbergstraße 26
 D-32758 Detmold
 Germany

www.weidmueller.com

Technical data
Dimensions and weights

Net weight 53.68 g

System Parameters

| | | | |
|---|--|---|------------------------|
| Product family | OMNIMATE Power - series BU/SU 10.16 | Type of connection | Field connection |
| Wire connection method | PUSH IN with actuator | Pitch in mm (P) | 10.16 mm |
| Pitch in inches (P) | 0.4 inch | Conductor outlet direction | 180° |
| Number of poles | 4 | L1 in mm | 40.64 mm |
| L1 in inches | 1.6 inch | Pin series quantity | 1 |
| Rated cross-section | 16 mm ² | Touch-safe protection acc. to DIN VDE 57 106 | Safe from finger touch |
| Touch-safe protection acc. to DIN VDE 0470 | IP 20 | Can be coded | Yes |
| Stripping length | 18 mm | Tightening torque for screw flange, min. | 0.3 Nm |
| Tightening torque for screw flange, max. | 0.4 Nm | Screwdriver blade | 0.8 x 4.0 |
| Screwdriver blade standard | DIN 5264 | Plugging cycles | ≤ 50 |
| Plugging force/pole, max. | 15 N | Pulling force/pole, max. | 15 N |

Material data

| | | | |
|----------------------------------|-----------|-----------------------------|---------------------|
| Insulating material | PA GF | Colour | black |
| Colour chart (similar) | RAL 9011 | Insulating material group | II |
| Comparative Tracking Index (CTI) | ≥ 400 | Insulation strength | ≥ 10 ⁸ Ω |
| UL 94 flammability rating | V-0 | Contact material | Copper alloy |
| Layer structure of plug contact | ≥ 3 μm Ag | Storage temperature, min. | -40 °C |
| Storage temperature, max. | 70 °C | Operating temperature, min. | -50 °C |
| Operating temperature, max. | 120 °C | | |

Conductors suitable for connection

| | |
|--|---------------------|
| Clamping range, min. | 2.5 mm ² |
| Clamping range, max. | 16 mm ² |
| Wire connection cross section AWG, min. | AWG 12 |
| Wire connection cross section AWG, max. | AWG 4 |
| Solid, min. H05(07) V-U | 2.5 mm ² |
| Solid, max. H05(07) V-U | 10 mm ² |
| Stranded, min. H07V-R | 10 mm ² |
| Stranded, max. H07V-R | 16 mm ² |
| Flexible, min. H05(07) V-K | 2.5 mm ² |
| Flexible, max. H05(07) V-K | 16 mm ² |
| w. plastic collar ferrule, DIN 46228 pt 4, min. | 2.5 mm ² |
| w. plastic collar ferrule, DIN 46228 pt 4, max. | 16 mm ² |
| w. wire end ferrule, DIN 46228 pt 1, min. | 2.5 mm ² |
| w. wire end ferrule, DIN 46228 pt 1, max. | 16 mm ² |

BUF 10.16IT/04/180MSF4SH200 AG BK BX
Weidmüller Interface GmbH & Co. KG

Klingenbergstraße 26

D-32758 Detmold

Germany

www.weidmueller.com

Technical data

| | | | |
|--|--|------------------------------|-----------------------------|
| Clampable conductor | Cross-section for conductor connection | Type | fine-wired |
| | | nominal | 2.5 mm ² |
| wire end ferrule | | Stripping length | nominal 20 mm |
| | | Recommended wire-end ferrule | H2.5/25D BL |
| | | Stripping length | nominal 18 mm |
| | | Recommended wire-end ferrule | H2.5/18 |
| Cross-section for conductor connection | Type | fine-wired | |
| | nominal | 4 mm ² | |
| wire end ferrule | | Stripping length | nominal 20 mm |
| | | Recommended wire-end ferrule | H4.0/26D GR |
| | | Stripping length | nominal 18 mm |
| | | Recommended wire-end ferrule | H4.0/18 |
| Cross-section for conductor connection | Type | fine-wired | |
| | nominal | 6 mm ² | |
| wire end ferrule | | Stripping length | nominal 20 mm |
| | | Recommended wire-end ferrule | H6.0/26 SW |
| | | Stripping length | nominal 18 mm |
| | | Recommended wire-end ferrule | H6.0/18 |
| Cross-section for conductor connection | Type | fine-wired | |
| | nominal | 10 mm ² | |
| wire end ferrule | | Stripping length | nominal 21 mm |
| | | Recommended wire-end ferrule | H10.0/28 EB |
| | | Stripping length | nominal 18 mm |
| | | Recommended wire-end ferrule | H10.0/18 |
| Cross-section for conductor connection | Type | fine-wired | |
| | nominal | 16 mm ² | |
| wire end ferrule | | Stripping length | nominal 21 mm |
| | | Recommended wire-end ferrule | H16.0/28 GN |
| | | Stripping length | nominal 18 mm |
| | | Recommended wire-end ferrule | H16.0/18 |

Reference text Length of ferrules is to be chosen depending on the product and the rated voltage.

Rated data acc. to IEC

| | | | |
|---|------------------|---|---------|
| Rated current, min. number of poles (Tu=20°C) | 76 A | Rated current, max. number of poles (Tu=20°C) | 71 A |
| Rated current, min. number of poles (Tu=40°C) | 70 A | Rated current, max. number of poles (Tu=40°C) | 62 A |
| Rated voltage for surge voltage class / pollution degree II/2 | 1,000 V | Rated voltage for surge voltage class / pollution degree III/2 | 1,000 V |
| Rated voltage for surge voltage class / pollution degree III/3 | 1,000 V | Rated impulse voltage for surge voltage class/ pollution degree II/2 | 8 kV |
| Rated impulse voltage for surge voltage class/ pollution degree III/2 | 8 kV | Rated impulse voltage for surge voltage class/ contamination degree III/3 | 8 kV |
| Short-time withstand current resistance | 3 x 1s with 800A | | |

BUF 10.16IT/04/180MSF4SH200 AG BK BX

Weidmüller Interface GmbH & Co. KG
 Klingenbergstraße 26
 D-32758 Detmold
 Germany

www.weidmueller.com

Technical data**Rated data acc. to UL 1059**

Institute (cURus)



Certificate No. (cURus)

E60693

Rated voltage (Use group B / UL 1059) 600 V

Rated voltage (Use group C / UL 1059) 600 V

Rated current (Use group B / UL 1059) 34 A

Rated current (Use group C / UL 1059) 34 A

Wire cross-section, AWG, min. AWG 12

Wire cross-section, AWG, max. AWG 6

Reference to approval values Specifications are maximum values, details - see approval certificate.

Packing

VPE length 352 mm

VPE width 162 mm

VPE height 105 mm

Classifications

ETIM 6.0 EC002638

ETIM 7.0 EC002638

ECLASS 9.0 27-44-03-09

ECLASS 9.1 27-44-03-09

ECLASS 10.0 27-44-03-09

ECLASS 11.0 27-46-02-02

Important note

IPC conformity

Conformity: The products are developed, manufactured and delivered according international recognized standards and norms and comply with the assured properties in the data sheet resp. fulfill decorative properties in accordance with IPC-A-610 "Class 2". Further claims on the products can be evaluated on request.

Notes

- Additional colours on request
- Rated current related to rated cross-section & min. No. of poles.
- Wire end ferrule with plastic collar to DIN 46228/4
- Wire end ferrule without plastic collar to DIN 46228/1
- P on drawing = pitch
- Rated data refer only to the component itself. Clearance and creepage distances to other components are to be designed in accordance with the relevant application standards.
- For all applications with flange we recommend to fix the pin header with the help of the soldering flange or a self-tapping screw on the board.
- Long term storage of the product with average temperature of 50 °C and average humidity 70%, 36 months

Approvals

Approvals



UL File Number Search

E60693

Creation date April 16, 2021 5:27:18 AM CEST

Catalogue status 09.04.2021 / We reserve the right to make technical changes.

Data sheet

BUF 10.16IT/04/180MSF4SH200 AG BK BX

Weidmüller Interface GmbH & Co. KG
Klingenbergstraße 26
D-32758 Detmold
Germany

www.weidmueller.com

Technical data

Downloads

Brochure/Catalogue

[Catalogues in PDF-format](#)

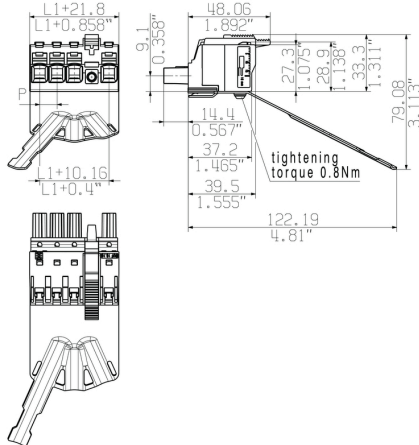
BUF 10.16IT/04/180MSF4SH200 AG BK BX

Weidmüller Interface GmbH & Co. KG
 Klingenbergstraße 26
 D-32758 Detmold
 Germany

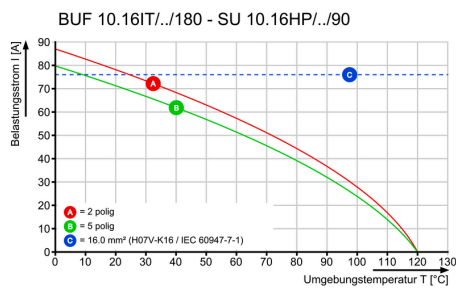
www.weidmueller.com

Drawings

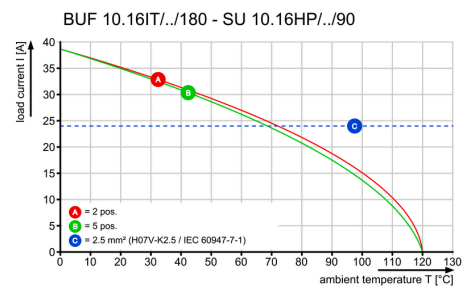
Dimensional drawing




Graph



Graph




Product benefits



Easy connection of conductors
WIRE READY

Product benefits



Quick wiring


BUF 10.16IT/04/180MSF4SH200 AG BK BX

Weidmüller Interface GmbH & Co. KG
Klingenbergstraße 26
D-32758 Detmold
Germany

Drawings

www.weidmueller.com

Product benefits



Single-handed operation
Automatic latching