

**DRW370615LT****Weidmüller Interface GmbH & Co. KG**

Klingenbergstraße 26

D-32758 Detmold

Germany

www.weidmueller.com

**Product image**

Similar to illustration

Individual relays within the D-SERIES DRW

- 3 CO contacts
- Optional AC or DC coils
- With test button and Integrated status LED

**General ordering data**

Version	D-SERIES DRW / DRH, Relay, Number of contacts: 3, CO contact AgCdO, Rated control voltage: 115 V AC, Continuous current: 16 A, Flat blade connections (4.8 mm x 0.5 mm)
Order No.	<a href="#">1219430000</a>
Type	DRW370615LT
GTIN (EAN)	4032248998869
Qty.	10 pc(s).

Creation date March 23, 2021 9:14:26 AM CET

Catalogue status 12.03.2021 / We reserve the right to make technical changes.

## DRW370615LT

Weidmüller Interface GmbH &amp; Co. KG

Klingenbergstraße 26

D-32758 Detmold

Germany

www.weidmueller.com

## Technical data

## Dimensions and weights

Depth	48 mm	Depth (inches)	1.89 inch
Height	36 mm	Height (inches)	1.417 inch
Net weight	82.8 g	Width	36 mm
Width (inches)	1.417 inch		

## Temperatures

Storage temperature	-40 °C...60 °C	Operating temperature	-40 °C...60 °C
Humidity	35 % to 85 % relative humidity level		

## Environmental Product Compliance

REACH SVHC	Lead 7439-92-1
------------	----------------

## Rated data UL

Certificate No. (cURus)	E312083
-------------------------	---------

## Control side

Coil resistance	2200 $\Omega$ $\pm$ 10 %	Power rating	2.5 VA
Pull-in/drop-out voltage, typ.	92 V / 34.5 V AC	Rated control voltage	115 V AC
Rated current AC	21 mA	Status indicator	red LED

## Load side

AC switching capacity (resistive), max.	6400 VA	Continuous current	16 A
DC switching capacity (resistive), max.	384 W @ 24 V	Inrush current	80 A / 50 ms
Max. switching frequency at rated load	0.1 Hz	Max. switching voltage, DC	250 V
Min. switching power	100 mA @ 12 V	Rated switching voltage	400 V AC
Switch-off delay	$\leq$ 20 ms	Switch-on delay	$\leq$ 20 ms

## Contact data

Contact type	3 CO contact (AgCdO)	Contact resistance	$\leq$ 50 m $\Omega$
Mechanical service life	10 x 10 <sup>6</sup> switching cycles		

## General data

Test button	yes (lockable)		
Mechanical switch position indicator	Yes		
Colour	Transparent		
UL94 flammability rating component	Component	Relay cover	
	UL94 flammability rating	V-2	
	Component	Relay baseplate	
	UL94 flammability rating	V-0	
	Component	Relay status indicator	
	UL94 flammability rating	HB	
	Component	Relay test button	
	UL94 flammability rating	HB	

## DRW370615LT

Weidmüller Interface GmbH &amp; Co. KG

Klingenbergstraße 26

D-32758 Detmold

Germany

www.weidmueller.com

## Technical data

## Insulation coordination

Creepage and clearance distance input – output	≥ 6,3 mm	Dielectric strength of neighbouring contacts	1.5 kV <sub>eff</sub> / 1 min.
Dielectric strength of open contact	2.5 kV <sub>eff</sub> / 1 Min.	Dielectric strength, Input/Output	2.5 kV <sub>eff</sub> / 1 Min.
Insulating material group	IIIa	Insulation coordination according to	EN 61810-1:2008
Pollution severity	3	Protection degree	IP20
Rated voltage	400 V	Surge voltage category	III

## Further details of approvals / standards

Standards	IEC 61810-1, EN 60664-1:2007, EN 61000-6-2:2005, EN 61000-6-4:2007 + A1:2011, UL 508	Certificate No. (cURus)	E312083
-----------	--	-------------------------	---------

## Connection data

Wire connection method	Flat blade connections (4.8 mm x 0.5 mm)
------------------------	--

## Classifications

ETIM 6.0	EC001437	ETIM 7.0	EC001437
ECLASS 9.0	27-37-16-01	ECLASS 9.1	27-37-16-01
ECLASS 10.0	27-37-16-01	ECLASS 11.0	27-37-16-01

## Important note

Product information	This article uses an exemption named in Annex III of the RoHS Directive 2011/65/EU "8b - Cadmium and cadmium compounds in electrical contacts", which could only be valid until 21.07.2021, depending on the product category. Please check whether you can use this article depending on the place of marketing and the product category concerned. Alternative product with modified contact material:]
---------------------	---

## Approvals

Approvals



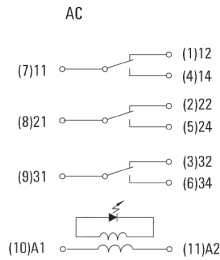
ROHS	Conform
UL File Number Search	E312083

## Downloads

Approval/Certificate/Document of Conformity	<a href="#">EU Konformitätserklärung / EU Declaration of Conformity</a>
Engineering Data	<a href="#">STEP</a>
Engineering Data	<a href="#">EPLAN, WSCAD</a>
Product Change Notification	<a href="#">Product Change Notification - Deutsch</a> <a href="#">Product Change Notification - English</a>

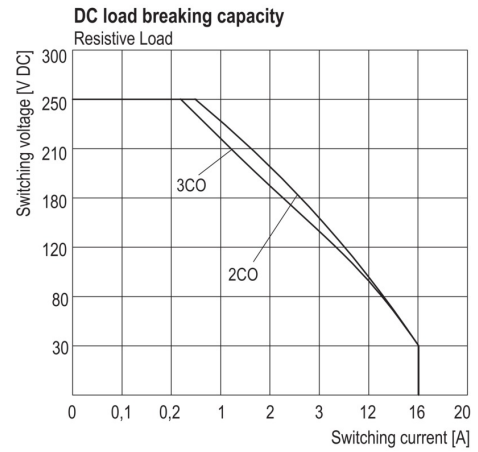
**Drawings**

**Wiring diagram**



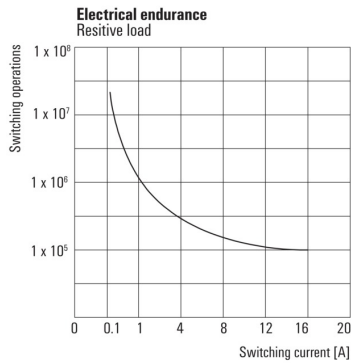
View of Pins from below

**Graph**



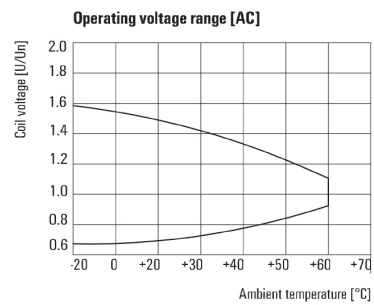
DC load limit curve  
Resistive load

**Graph**



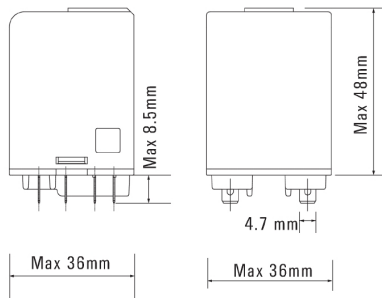
Electrical service life  
Resistive load

**Graph**



AC operational voltage range

**Dimensional drawing**



**Data sheet**

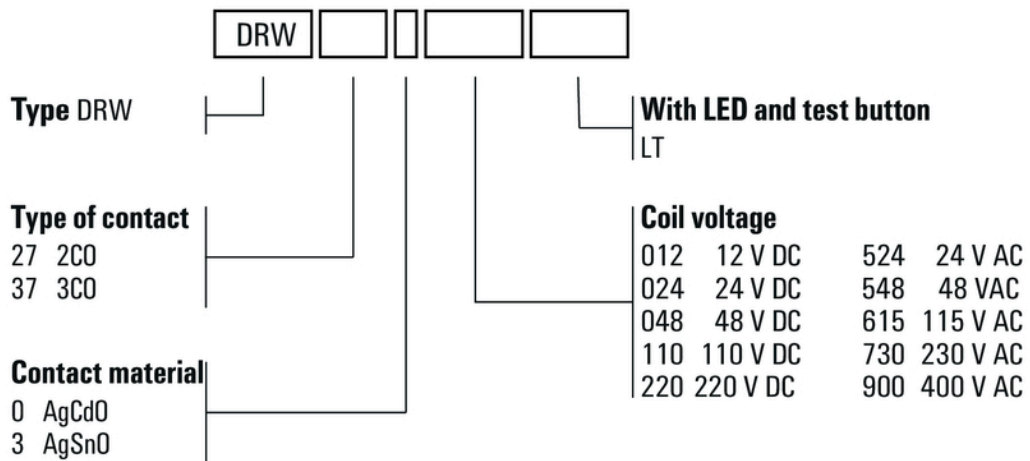
**DRW370615LT**

**Weidmüller Interface GmbH & Co. KG**  
 Klingenbergstraße 26  
 D-32758 Detmold  
 Germany

www.weidmueller.com

**Drawings**

**Miscellaneous**



Type codes