

SAIL-ZW-M12BW-3L10U

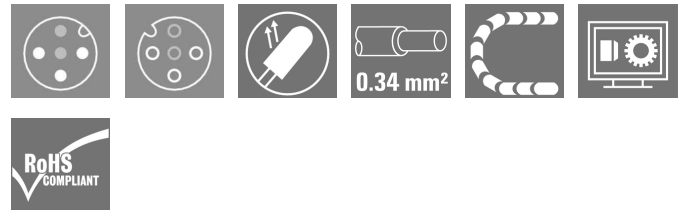
Weidmüller Interface GmbH & Co. KG

Klingenbergstraße 26

D-32758 Detmold

Germany

www.weidmueller.com



Sensor/actuator cables are used for wiring sensors and actuators and for transmitting data or power in various applications. The moulded cable offers connected and tested connection of the plug-in connector to the cable ex-works. The cables may be exposed to a wide range of conditions, such as humidity, dust, heat, cold, shock or vibration.

Our developers have focused specifically on this issue and designed a host of different M8 and M12 sensor-actuator cables so you are bound to find the solution you need for your application.

Is there something you have not managed to find or you feel needs explanation? Talk to us!

General ordering data

| | |
|------------|--|
| Version | Sensor/actuator line, Connecting line, M12 / M12, Number of poles : 3, 10 m, Twin cabling, pin, straight, 2x socket, angled, Shielded: No, LED: Yes, Sheath material: PUR, Halogen: No |
| Order No. | 1912111000 |
| Type | SAIL-ZW-M12BW-3L10U |
| GTIN (EAN) | 4032248744305 |
| Qty. | 1 pc(s). |

Creation date March 26, 2021 7:32:31 AM CET

Catalogue status 12.03.2021 / We reserve the right to make technical changes.

SAIL-ZW-M12BW-3L10U

Weidmüller Interface GmbH & Co. KG
 Klingenbergstraße 26
 D-32758 Detmold
 Germany

www.weidmueller.com

Technical data

Dimensions and weights

| | |
|------------|-------|
| Net weight | 200 g |
|------------|-------|

Environmental Product Compliance

| | |
|------------|----------------|
| REACH SVHC | Lead 7439-92-1 |
|------------|----------------|

Technical specifications for cable

| | | |
|--|---|--------|
| Acceleration | 5 m/s ² | |
| Bending cycles | 12 Mio | |
| Bending radius, min., moving | 10 x cable diameter | |
| Bending radius, min., stationary | 5 x cable diameter | |
| Cable length | 10 m | |
| Colour coding | brown, blue, black | |
| Configurable cable length | No | |
| Core cross-section | 0.34 mm ² | |
| Core in accordance with UL AWM style | 10493 (80 °C / 300 V) | |
| Halogen | No | |
| Housing main material | PUR | |
| Hydrolysis and microbe resistant | Yes | |
| Insulation | PP | |
| LABS-free | Yes | |
| Number of poles | 3 | |
| Number of poles | 3 | |
| Outer cladding in accordance with UL AWM style | 20233/21198 (80 °C / 300 V) | |
| Outer diameter | 4.3 ± 0.2 mm | |
| Outside diameter | Diameter | 4.3 mm |
| | Signs | ± |
| | Tolerance | 0.2 mm |
| Outside diameter | 4.3 mm ± 0.2 mm | |
| Resistance to oils | in accordance with IEC 60811:404 | |
| Resistance to spread of flame | In accordance with UL1581 UL/ CUL FT1, in accordance with IEC 60332-1-2, in accordance with IEC 60332-1-3, in accordance with IEC 60332-2-2 | |
| Resistant to welding beads | No | |
| Sheath material | PUR | |
| Sheathing colour | black | |
| Shielded | No | |
| Speed | 5 m/s | |
| Suitable for cable carriers | Yes | |
| Temperature range, moving | -25...80 °C | |
| Temperature range, moving, max. | 80 °C | |
| Temperature range, moving, min. | -25 °C | |
| Temperature range, stationary | -40...80 °C | |
| Temperature range, stationary, max. | 80 °C | |
| Temperature range, stationary, min. | -40 °C | |
| Torsion resistance | 360 °/m | |

SAIL-ZW-M12BW-3L10U**Weidmüller Interface GmbH & Co. KG**

Klingenbergstraße 26

D-32758 Detmold

Germany

www.weidmueller.com

Technical data**General technical data**

| | | | |
|------------------------------|-------------------|------------------------|---|
| AF size | 12 mm | Coding | A |
| Connection thread | M12 / M12 | Contact surface | Gold-plated |
| Housing main material | PUR | Insulation strength | 10 ⁸ Ω |
| LED | Yes | Plugging cycles | ≥ 100 |
| Pollution severity | 3 | Protection degree | IP65, IP66, IP67, IP68, when screwed in |
| Rated current | 4 A | Rated voltage | 24 V |
| Temperature range of housing | -25...+80 °C | Threaded ring material | Diecast zinc |
| Tightening torque | M12: 0.8 - 1.2 Nm | Version | Twin cabling, pin, straight, 2x socket, angled |
| jumpered | No | | |

Classifications

| | | | |
|-------------|-------------|-------------|-------------|
| ETIM 6.0 | EC001855 | ETIM 7.0 | EC001855 |
| ECLASS 9.0 | 27-06-03-11 | ECLASS 9.1 | 27-06-03-13 |
| ECLASS 10.0 | 27-06-03-11 | ECLASS 11.0 | 27-06-03-11 |

Approvals

Approvals



| | |
|-----------------------|---------|
| ROHS | Conform |
| UL File Number Search | E307231 |

Downloads

| | |
|-----------------------------|---|
| Engineering Data | EPLAN, WSCAD |
| Product Change Notification | DE - Technische Änderung zu M12 Gewinding mit 6-Kant EN - Technical change to M12 nut with additional hexagonal mounting |

SAIL-ZW-M12BW-3L10U

Weidmüller Interface GmbH & Co. KG
 Klingenbergstraße 26
 D-32758 Detmold
 Germany

www.weidmueller.com

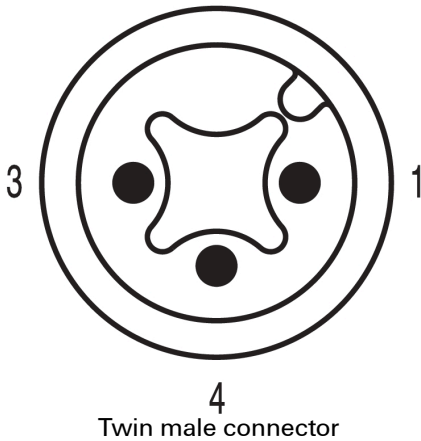
Drawings

Dimensioned drawing



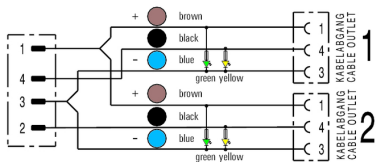
Twin male connector, straight

Pole scheme

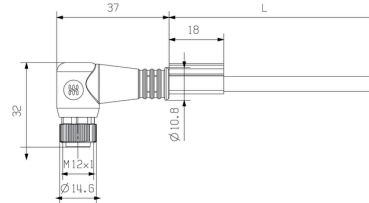


Twin male connector

Wiring diagram

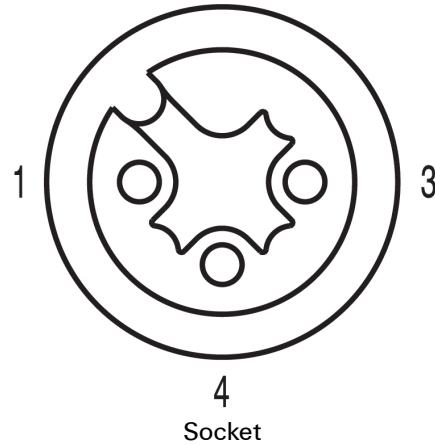


Dimensioned drawing



Angled socket

Pole scheme



Socket

The ideal tool: Screwty® with torque function



Light, securely screwed-in round plug-in connectors. Screwty set DM / VPE: 1 / Order No.: 1920000000 Adapters: M12, M12 F, M8, M8 F