

## SAIL-M12WM12W-5B-1.5U

**Weidmüller Interface GmbH & Co. KG**

Klingenbergstraße 26

D-32758 Detmold

Germany

[www.weidmueller.com](http://www.weidmueller.com)



Sensor/actuator cables are used for wiring sensors and actuators and for transmitting data or power in various applications. The moulded cable offers connected and tested connection of the plug-in connector to the cable ex-works. The cables may be exposed to a wide range of conditions, such as humidity, dust, heat, cold, shock or vibration.

Our developers have focused specifically on this issue and designed a host of different M8 and M12 sensor-actuator cables so you are bound to find the solution you need for your application.

Is there something you have not managed to find or you feel needs explanation? Talk to us!

### General ordering data

Version	Sensor/actuator line, Connecting line, M12 / M12, Number of poles : 5, 1.5 m, pin, 90&deg; - socket 90&deg;; Shielded: No, LED: No, Sheath material: PUR, Halogen: No
Order No.	<a href="#">1061930150</a>
Type	SAIL-M12WM12W-5B-1.5U
GTIN (EAN)	4032248811427
Qty.	1 pc(s).

Creation date March 22, 2021 9:51:31 PM CET

Catalogue status 12.03.2021 / We reserve the right to make technical changes.

## SAIL-M12WM12W-5B-1.5U

**Weidmüller Interface GmbH & Co. KG**  
 Klingenbergstraße 26  
 D-32758 Detmold  
 Germany

www.weidmueller.com

## Technical data

### Dimensions and weights

Net weight	80 g
------------	------

### Environmental Product Compliance

REACH SVHC	Lead 7439-92-1
------------	----------------

### Technical specifications for cable

Acceleration	5 m/s <sup>2</sup>	
Bending cycles	12 Mio	
Bending radius, min., moving	10 x cable diameter	
Bending radius, min., stationary	5 x cable diameter	
Cable length	1.5 m	
Colour coding	brown, white, blue, black, grey	
Configurable cable length	No	
Core cross-section	0.34 mm <sup>2</sup>	
Core in accordance with UL AWM style	10493 (80 °C / 300 V)	
Halogen	No	
Housing main material	PUR	
Hydrolysis and microbe resistant	Yes	
Insulation	PP	
LABS-free	Yes	
Number of poles	5	
Number of poles	5	
Outer cladding in accordance with UL AWM style	20233 (80 °C / 300 V)	
Outer diameter	5.0 ± 0.2 mm	
Outside diameter	5 mm ± 0.2 mm	
Outside diameter	Diameter	5 mm
	Signs	±
	Tolerance	0.2 mm
Resistance to oils	in accordance with IEC 60811:404	
Resistance to spread of flame	In accordance with UL1581 UL/ CUL FT1, in accordance with IEC 60332-1-2, in accordance with IEC 60332-1-3, in accordance with IEC 60332-2-2	
Resistant to welding beads	No	
Sheath material	PUR	
Sheathing colour	black	
Shielded	No	
Speed	5 m/s	
Suitable for cable carriers	Yes	
Temperature range, moving	-25...80 °C	
Temperature range, moving, max.	80 °C	
Temperature range, moving, min.	-25 °C	
Temperature range, stationary	-40...80 °C	
Temperature range, stationary, max.	80 °C	
Temperature range, stationary, min.	-40 °C	
Torsion resistance	360 °/m	

**SAIL-M12WM12W-5B-1.5U****Weidmüller Interface GmbH & Co. KG**

Klingenbergstraße 26

D-32758 Detmold

Germany

www.weidmueller.com

**Technical data****General technical data**

AF size	12 mm	Coding	B
Connection thread	M12 / M12	Contact surface	Gold-plated
Housing main material	PUR	Insulation strength	10 <sup>8</sup> Ω
LED	No	Plugging cycles	≥ 100
Pollution severity	3	Protection degree	IP65, IP66, IP67, IP68, when screwed in
Rated current	4 A	Rated voltage	125 V
Temperature range of housing	-25...+80 °C	Threaded ring material	Diecast zinc
Tightening torque	M12: 0.8 - 1.2 Nm	Version	pin, 90°; - socket 90°;
jumpered	No		

**Classifications**

ETIM 6.0	EC001855	ETIM 7.0	EC001855
ECLASS 9.0	27-06-03-11	ECLASS 9.1	27-06-03-11
ECLASS 10.0	27-06-03-11	ECLASS 11.0	27-06-03-11

**Approvals**

Approvals



ROHS	Conform
UL File Number Search	E307231

**Downloads**

Engineering Data	<a href="#">EPLAN, WSCAD</a>
Product Change Notification	<a href="#">DE - Technische Änderung zu M12 Gewinding mit 6-Kant</a> <a href="#">EN - Technical change to M12 nut with additional hexagonal mounting</a>

**SAIL-M12WM12W-5B-1.5U**

**Weidmüller Interface GmbH & Co. KG**  
 Klingenbergstraße 26  
 D-32758 Detmold  
 Germany

www.weidmueller.com

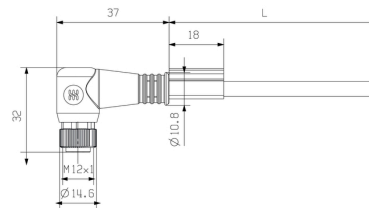
**Drawings**

**Dimensioned drawing**



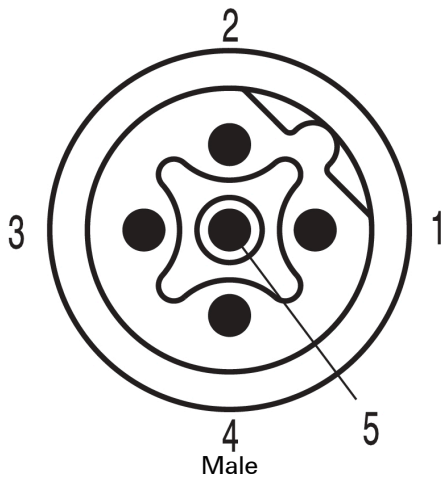
Male, angled

**Dimensioned drawing**

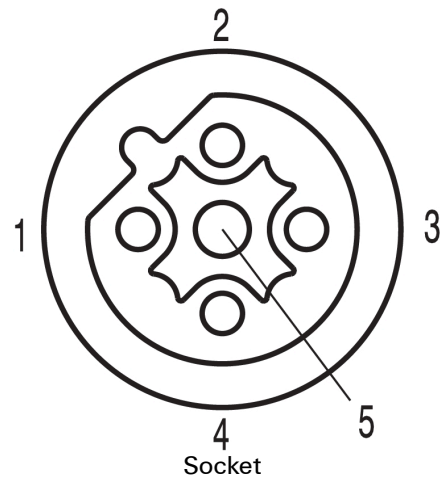


Angled socket

**Pole scheme**



**Pole scheme**



**Wiring diagram**



**The ideal tool: Screwty® with torque function**



Light, securely screwed-in round plug-in connectors. Screwty set DM / VPE: 1 / Order No.: 1920000000 Adapters: M12, M12 F, M8, M8 F