

SAIL-M12WM12W-4-5.0V

Weidmüller Interface GmbH & Co. KG

Klingenbergstraße 26

D-32758 Detmold

Germany

www.weidmueller.com



Sensor/actuator cables are used for wiring sensors and actuators and for transmitting data or power in various applications. The moulded cable offers connected and tested connection of the plug-in connector to the cable ex-works. The cables may be exposed to a wide range of conditions, such as humidity, dust, heat, cold, shock or vibration.

Our developers have focused specifically on this issue and designed a host of different M8 and M12 sensor-actuator cables so you are bound to find the solution you need for your application.

Is there something you have not managed to find or you feel needs explanation? Talk to us!

General ordering data

Version	Sensor/actuator line, Connecting line, M12 / M12, Number of poles : 4, 5 m, pin, 90° - socket 90°; Shielded: No, LED: No, Sheath material: PVC, Halogen: Yes
Order No.	1925390500
Type	SAIL-M12WM12W-4-5.0V
GTIN (EAN)	4032248569953
Qty.	1 pc(s).

Creation date March 26, 2021 8:39:16 AM CET

Catalogue status 12.03.2021 / We reserve the right to make technical changes.

SAIL-M12WM12W-4-5.0V

Weidmüller Interface GmbH & Co. KG
 Klingenbergstraße 26
 D-32758 Detmold
 Germany

www.weidmueller.com

Technical data

Dimensions and weights

Net weight 224 g

Environmental Product Compliance

REACH SVHC Lead 7439-92-1

Technical specifications for cable

Cable length	5 m		
Colour coding	brown, white, blue, black		
Configurable cable length	No		
Core cross-section	0.34 mm ²		
Halogen	Yes		
Housing main material	PUR		
Insulation	PVC		
Number of poles	4		
Number of poles	4		
Outer cladding in accordance with UL AWM style	2464 (80 °C / 300 V)		
Outer diameter	5.3 ± 0.2 mm		
Outside diameter	5.3 mm ± 0.2 mm		
Outside diameter	Diameter	5.3 mm	
	Signs	±	
	Tolerance	0.2 mm	
Resistant to welding beads	No		
Sheath material	PVC		
Sheathing colour	black		
Shielded	No		
Suitable for cable carriers	No		
Temperature range, moving	-5...80 °C		
Temperature range, moving, max.	80 °C		
Temperature range, moving, min.	-5 °C		
Temperature range, stationary	-30...80 °C		
Temperature range, stationary, max.	80 °C		
Temperature range, stationary, min.	-30 °C		
Torsion resistance	0 °/m		

General technical data

AF size	12 mm	Coding	A
Connection thread	M12 / M12	Contact surface	Gold-plated
Housing main material	PUR	Insulation strength	10 ⁸ Ω
LED	No	Plugging cycles	≥ 100
Pollution severity	3	Protection degree	IP65, IP66, IP67, IP68, when screwed in
Rated current	4 A	Rated voltage	250 V
Temperature range of housing	-25...+80 °C	Threaded ring material	Diecast zinc
Tightening torque	M12: 0.8 - 1.2 Nm	Version	pin, 90°; - socket 90°
jumpered	No		

SAIL-M12WM12W-4-5.0V**Weidmüller Interface GmbH & Co. KG**

Klingenbergstraße 26

D-32758 Detmold

Germany

www.weidmueller.com

Technical data**Classifications**

ETIM 6.0	EC001855	ETIM 7.0	EC001855
ECLASS 9.0	27-06-03-11	ECLASS 9.1	27-06-03-11
ECLASS 10.0	27-06-03-11	ECLASS 11.0	27-06-03-11

Approvals

Approvals



ROHS	Conform
UL File Number Search	E307231

Downloads

Engineering Data	EPLAN, WSCAD
Product Change Notification	DE - Technische Änderung zu M12 Gewinding mit 6-Kant EN - Technical change to M12 nut with additional hexagonal mounting

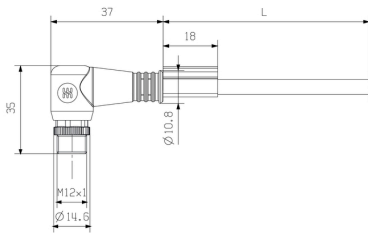
SAIL-M12WM12W-4-5.0V

Weidmüller Interface GmbH & Co. KG
 Klingenbergstraße 26
 D-32758 Detmold
 Germany

www.weidmueller.com

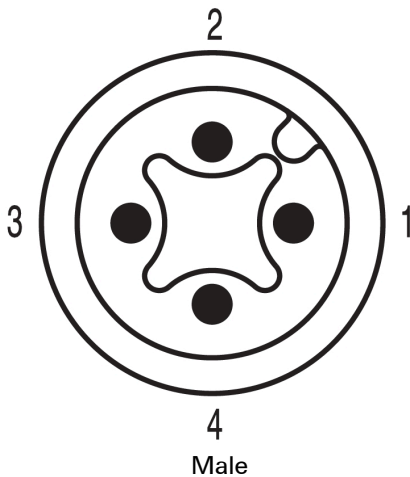
Drawings

Dimensioned drawing

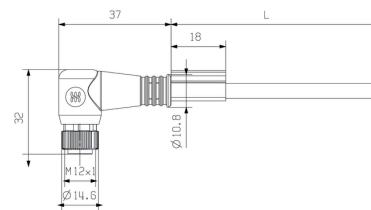


Male, angled

Pole scheme

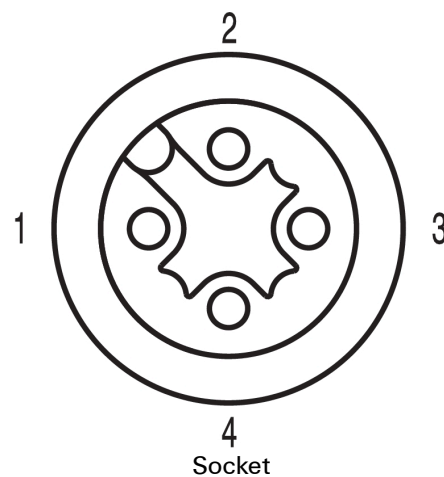


Dimensioned drawing

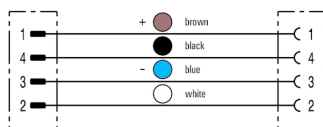


Angled socket

Pole scheme



Wiring diagram



The ideal tool: Screwty® with torque function



Light, securely screwed-in round plug-in connectors. Screwty set DM / VPE: 1 / Order No.: 1920000000 Adapters: M12, M12 F, M8, M8 F