

Data sheet for three-phase Squirrel-Cage-Motors SIMOTICS

Motor type: **GP100A** FS: 254T - 4p - 15 hp -

Client order no.	Item-No.	Offer no.
Order no.	Consignment no.	Project

Remarks

Electrical data without

U [V]	Δ/Y	f [Hz]	P [HP]	P [kW]	n [rpm]	I Load [Amps]					LRC	Nom. Eff Load [%]			Pwr. Factor Load [%]			Torque [lb-ft]	T _A /T _N LRT [%]	T _k /T _N BDT [%]
						4/4	3/4	1/2	0	4/4		3/4	2/4	4/4	3/4	2/4				
460	Y	60	15.00	11.00	1,770	19.00	15.20	11.80	8.50	116.0	92.4	92.8	92.3	80.0	74.7	64.5	44.0	184	234	
230	YY	60	15.00	11.00	1,770	38.00	30.39	23.59	17.00	232.0	92.4	92.8	92.3	80.0	74.7	64.5	44.0	184	234	

Frame Type: 254T	Type of constr.: (A) Foot mounted - End shield	Ins. Cl.: Standard Class F Insulation	Motor Prot.: (A) Without Protection	NEMA Des.: B	S.F.: 1.15
Mtr. WT: 190		Temp. Rise Cl.: B	Amb. Temp.: + 40 to -20 °C @1000 m	kVA: G	I.P.: 55

Mechanical data

Sound level (SPL / SWL) at 60 Hz	61.0 dB(A) / 73.0 dB(A)		Thickener	Polyurea					
Octave Band Center Frequencies Hertz			Safe Stall Time Hot	21 s					
	250	500	1000	2000	4000	8000	Hz	Safe Stall Time Cold	33 s
SPL@3	47.0	53.0	59.0	56.0	47.0	38.0	dB(A)	Frame material	aluminum
Moment of inertia	1.7 Lb-ft ²		Color, paint shade	Standard Paint - RAL7030					
Ext Load Inertia Capability:	75.0 Lb ft ²		Coating (paint finish)	Standard Alkyed + Epoxy (C2)					
Bearings									
Bearing DE NDE	6209 ZZ C3 S0		6209 ZZ C3 S0						
Bearing_Type	Ball Bearing		Ball Bearing						
AFBMA:	45BC02JPP30		45BC02JPP30						
Grease									
Capacity	0.50 oz		0.50 oz						
Grease Type:	Exxon Mobile EM								
Ventilation Type									
Method of cooling			TEFC						
Direction of rotation			Bidirectional						
Fan Material			Polypropylen						
VFD			CT: 4:1 VT: 20:1						
Space heaters			without						
Brake:			without						

Terminal box


Lead Wire Connection		9 LEAD - WYE			Terminal box position	(3) F-1, Standard Floor Mount, T. Box LHS
Voltage	L1	L1	L1	Connected together	Material of terminal box	Aluminium
LOW	T1 T7	T2 T8	T3 T9	T4 T5 T6	Cable entry	1.25" NPT
HIGH	T1	T2	T3	T4 T7-T5 T8-T6 T9		

Notes:

I_L/I_N = locked rotor current / current nominal
M_L/M_N = locked rotor torque / torque nominal
M_d/M_N = break down torque / nominal torque

3) Value is valid only for DOL operation with motor design IC411
2) at rated power / at full load

responsible dep. DI MC LVM	technical reference	created by DT Configurator	approved by	<i>Technical data are subject to change! There may be discrepancies between software and hardware versions</i>
-------------------------------	---------------------	-------------------------------	-------------	--

	document type datasheet	document status released	customer	
	title 1LE2121-2BB11-4AA3-Z 809	document number	rev. 01	creation date 2021-04-22 08:32
© Siemens AG 2021				Page 1/2


Data sheet for three-phase Squirrel-Cage-Motors SIMOTICS

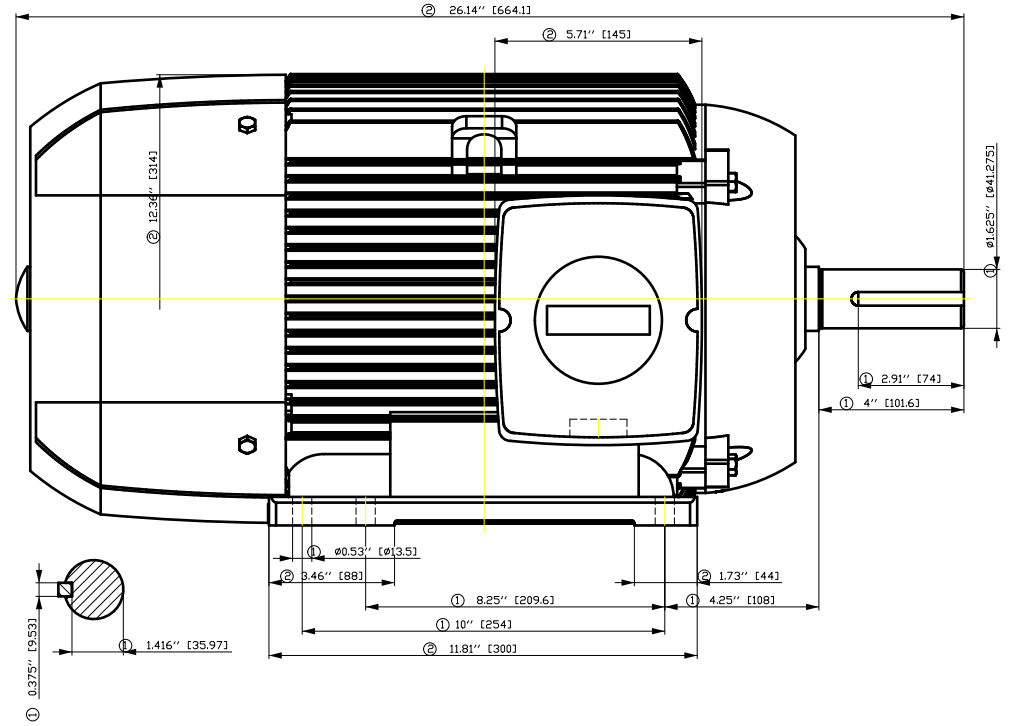
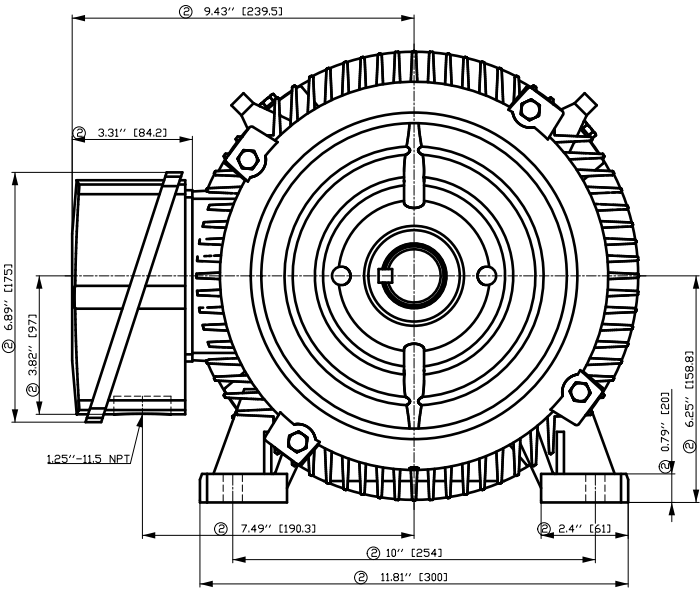
Motor type: GP100A FS: 254T - 4p - 15 hp -

Special design

B09	Export packing sea freight - Siemens standard
-----	---

Notes:

responsible dep. DI MC LVM	technical reference	created by DT Configurator	approved by	<i>Technical data are subject to change! There may be discrepancies between software and hardware output</i>
	document type datasheet	document status released		customer
	title 1LE2121-2BB11-4AA3-Z B09	document number		
© Siemens AG 2021	rev. 01	creation date 2021-04-22 08:32	language en	Page 2/2



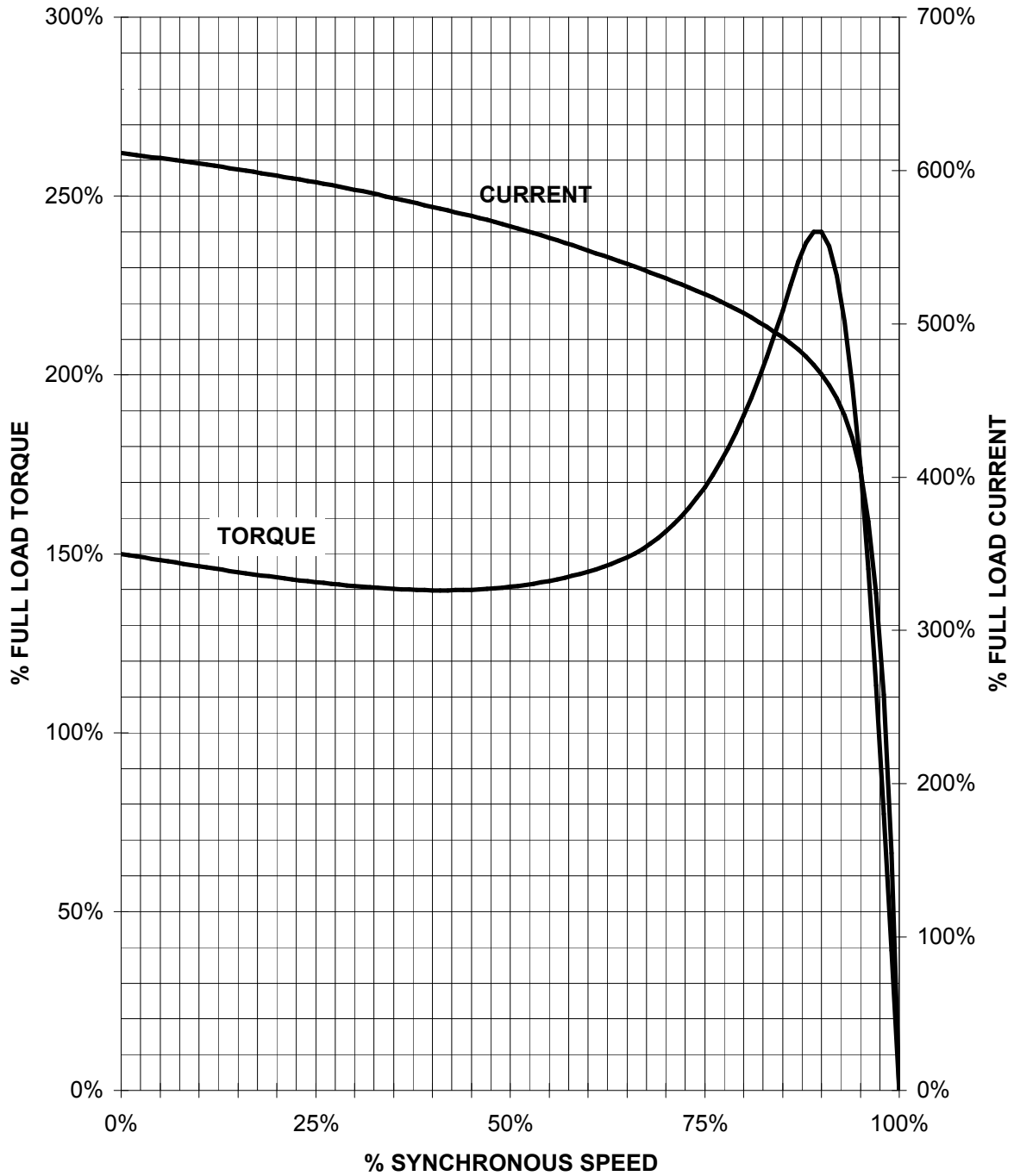
- ① Tolerances according to NEMA std.
- ② All these dimensions corresponding to assemblies and castings shall have a tolerance as per DIN standard 1686-GTB 19.
- ③ Not according to NEMA std.

Tolerance	Surface	Material	Weight	Scale
F50GF6E00FF8 CEH2	Author	ÖV	1.625" [41.275]	1:1
ÖEJ	Creator	ÖV	2.91" [74]	1:1
	Approval	T: 1.73" [44]	4" [101.6]	1:1
	Department			
	Change Order	MLFB		
	Doc. State	1.8030F		
SIEMENS	Revision	Index		
© Siemens AG 2018	Project No	E		
	Ref No	E		
	Item No			
	Doc No			
	Paper Size	CEH		
	1st Language	^		
	2nd Language	ä^		
	Sheet	F of F		

SIEMENS INDUSTRY, INC.

HP 15 VOLTS < 600V RPM 1800 TYPE GP100A
HZ 60 PHASE 3 FRAME 254T NEMA B

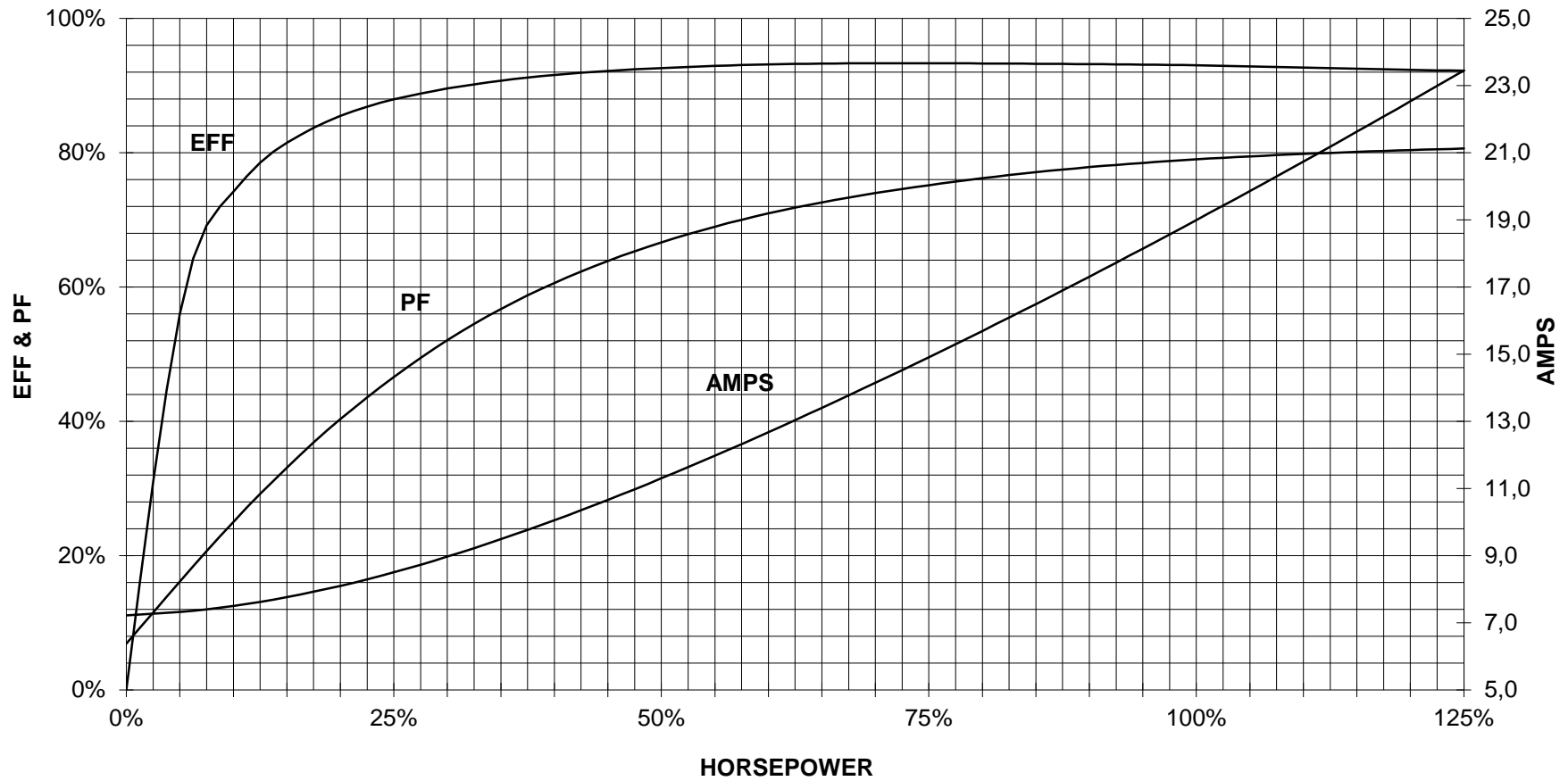
TORQUE & CURRENT VS. SPEED



CUSTOMER: _____ ORDER#: _____

15 HP 1800 RPM 254 FRAME 460 VOLTS 3 PHASE NEMA DESIGN B

SIEMENS INDUSTRY, INC.
PERFORMANCE CURVE
GP100A NP

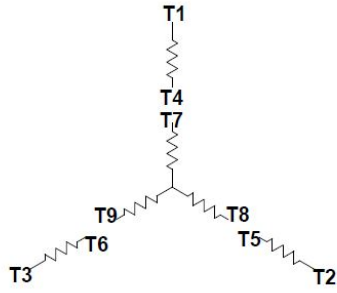


CUSTOMER _____ ORDER # _____ PO # _____

PERFORMANCE BASED ON DESIGN CALCULATIONS. SUBJECT TO CHANGE WITHOUT NOTICE.

REV. 1

Main terminal diagram



9 LEAD WYE						
Volts	LINES			CONNECTED TOGETHER	CONN.	
	L1	L2	L3			
LOW	T1 T7	T2 T6	T3 T9	T4 T5 T6	YY	
HIGH	T1	T2	T3	T4 T7-T5 T8-T6 T9	Y	

responsible dep. DI MC LVM	technical reference	created by	approved by	Project
SIEMENS	document type Wiring Diagram	document status free		customer
	title 1LE2121-2BB11-4AA3-Z B09	document number		
© Siemens AG 2019	rev. 01	creation date 12/03/2019	language en	Page 1/1