

Data sheet for three-phase Squirrel-Cage-Motors SIMOTICS

Motor type: GP100A **FS: 254T - 2p - 15 hp -**

Client order no.	Item-No.	Offer no.
Order no.	Consignment no.	Project

Remarks

Electrical data without

U [V]	Δ/Y	f [Hz]	P [HP]	P [kW]	n [rpm]	I Load [Amps]					LRC	Nom. Eff Load [%]			Pwr. Factor Load [%]			Torque [lb-ft]	T _A /T _N LRT [%]	T _k /T _N BDT [%]
						4/4	3/4	1/2	0	4/4		3/4	2/4	4/4	3/4	2/4				
460	Y	60	15.00	11.00	3,530	17.50	13.20	9.60	5.10	116.0	91.0	91.3	90.7	88.2	87.4	80.6	22.0	209	259	
230	YY	60	15.00	11.00	3,530	35.00	26.40	19.21	10.20	232.0	91.0	91.3	90.7	88.2	87.4	80.6	22.0	209	259	

Frame Type: 254T	Type of constr.: (A) Foot mounted - End shield	Ins. Cl.: Standard Class F Insulation	Motor Prot.: (A) Without Protection	NEMA Des.: B	S.F.: 1.15
Mtr. WT: 240		Temp. Rise Cl.: B	Amb. Temp.: + 40 to -20 °C @1000 m	kVA: G	I.P.: 55

Mechanical data

Sound level (SPL / SWL) at 60 Hz	70.0 dB(A) / 79.0 dB(A)							Thickener	Polyurea
Octave Band Center Frequencies Hertz								Safe Stall Time Hot	24 s
	250	500	1000	2000	4000	8000	Hz	Safe Stall Time Cold	48 s
SPL@3	60.0	73.0	72.0	75.0	69.0	56.0	dB(A)	Frame material	aluminum
Moment of inertia	1.1 Lb-ft ²							Color, paint shade	Standard Paint - RAL7030
Ext Load Inertia Capability:	16.0 Lb ft ²							Coating (paint finish)	Standard Alkyed + Epoxy (C2)
Bearings								Ventilation Type	
Bearing DE NDE	6209 ZZ C3 S0			6209 ZZ C3 S0			Method of cooling	TEFC	
Bearing_Type	Ball Bearing			Ball Bearing			Direction of rotation	Bidirectional	
AFBMA:	45BC02JPP30			45BC02JPP30			Fan Material	Polypropylen	
Grease								VFD	CT: 4:1 VT: 20:1
Capacity	0.50 oz			0.50 oz			Space heaters	without	
Grease Type:	Exxon Mobile EM							Brake:	without

Terminal box


Lead Wire Connection	9 LEAD - WYE				Terminal box position	(3) F-1, Standard Floor Mount, T. Box LHS	
Voltage	L1	L1	L1	Connected together	Material of terminal box	Aluminium	
LOW	T1 T7	T2 T8	T3 T9	T4 T5 T6	Cable entry	1.25" NPT	
HIGH	T1	T2	T3	T4 T7-T5 T8-T6 T9			

Notes:

I_L/I_N = locked rotor current / current nominal
M_L/M_N = locked rotor torque / torque nominal
M_d/M_N = break down torque / nominal torque

3) Value is valid only for DOL operation with motor design IC411
2) at rated power / at full load

responsible dep. DI MC LVM	technical reference	created by DT Configurator	approved by	<i>Technical data are subject to change! There may be discrepancies between software and hardware versions</i>
-------------------------------	---------------------	-------------------------------	-------------	--

	document type datasheet	document status released	customer	
	title 1LE2121-2BA11-4AA3-Z Y80	document number		
© Siemens AG 2021	rev. 01	creation date 2021-04-21 17:45	language en	Page 1/2

Data sheet for three-phase Squirrel-Cage-Motors SIMOTICS


Motor type: GP100A FS: 254T - 2p - 15 hp -

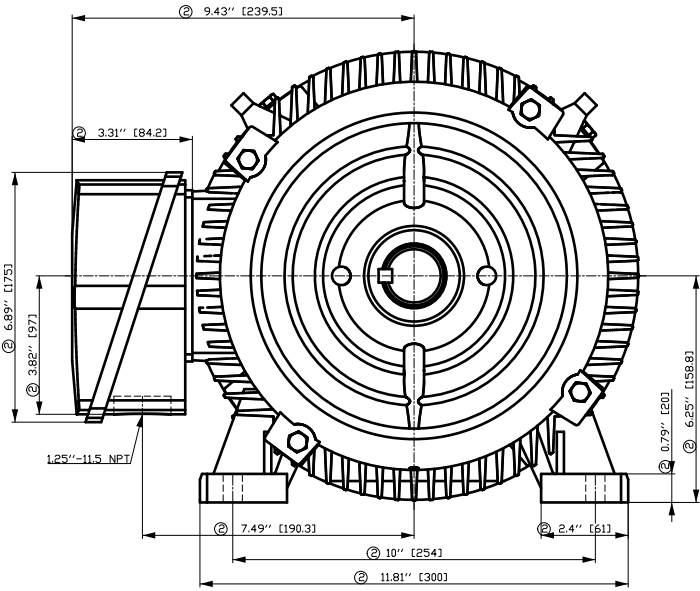
Special design

Y80 Rerate / derate altitude and/or ambient:

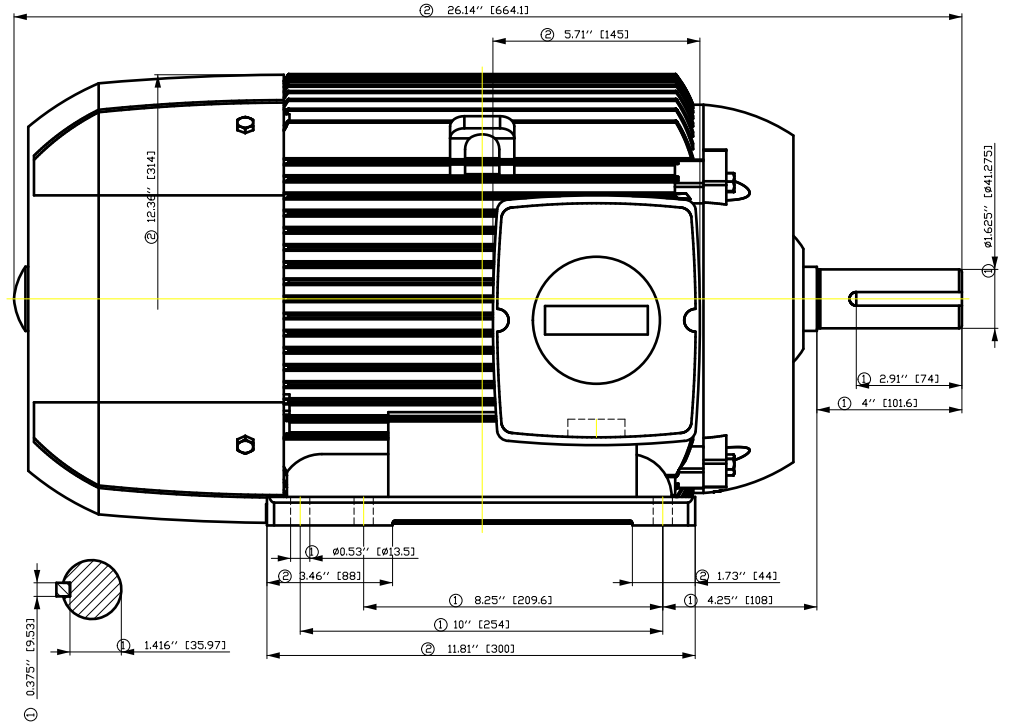
Notes:

responsible dep. DI MC LVM	technical reference	created by DT Configurator	approved by	<i>Technical data are subject to change! There may be discrepancies between software and hardware output</i>
-------------------------------	---------------------	-------------------------------	-------------	--

	document type datasheet	document status released	customer	
	title 1LE2121-2BA11-4AA3-Z Y80	document number		
© Siemens AG 2021	rev. 01	creation date 2021-04-21 17:45	language en	Page 2/2



- ① Tolerances according to NEMA std.
- ② All these dimensions corresponding to assemblies and castings shall have a tolerance as per DIN standard 1686-GTB 19.
- ③ Not according to NEMA std.

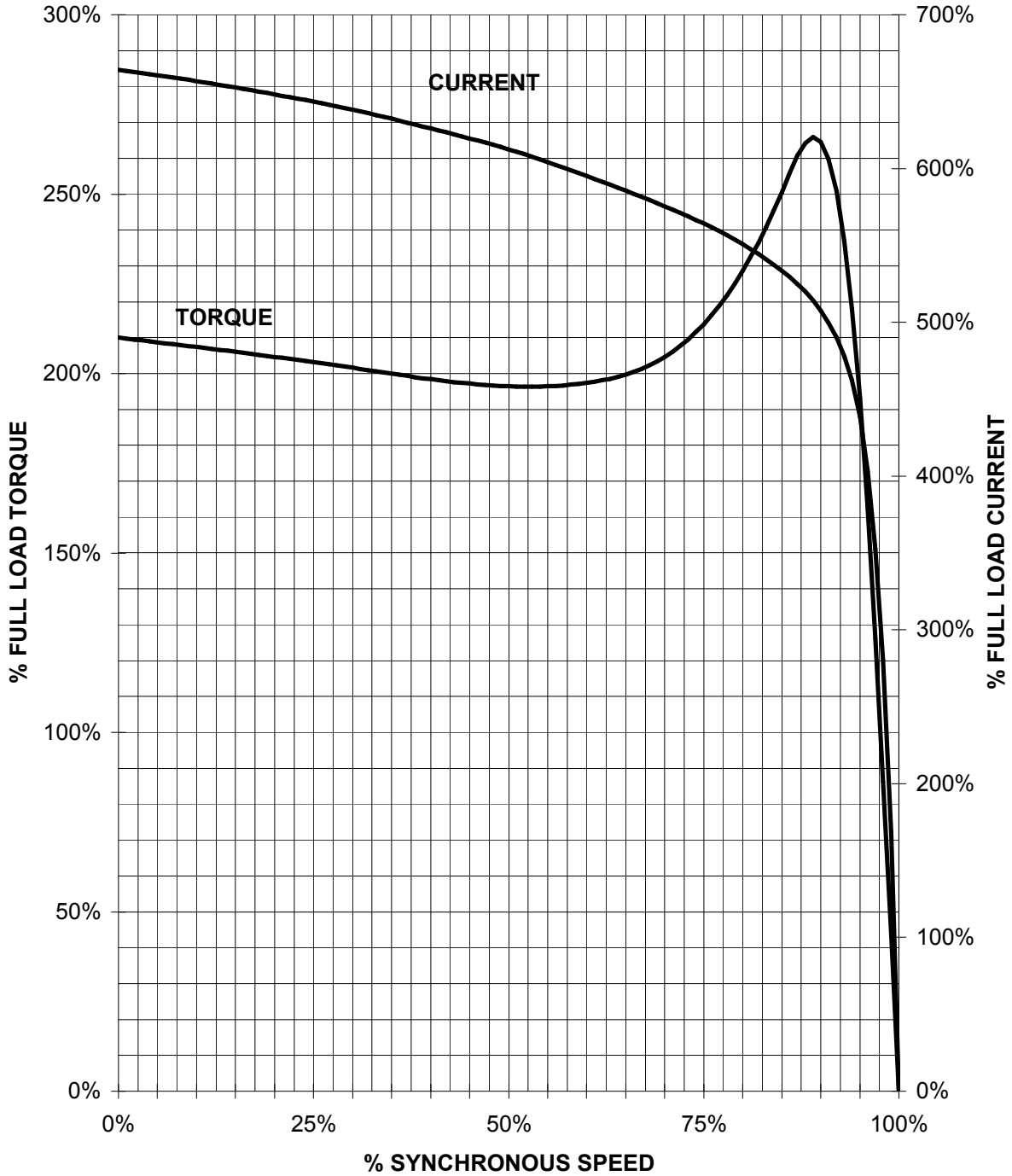


Tolerance	Surface	Material	Weight	Scale
FŠÖGFGFÉÖÖFFÉ CEEÉZ ÿi €	Author Creator Approval Department Change Order	ÖVŠ T æ : ^æ@` } *	Ë	{ {
SIEMENS © Siemens AG 2018	Doc. State	Item No	Doc Type	CH
	Revision	Doc No	1st Language	^
	Index	RS	2nd Language	â^
	Project No	Ë	Ref No	Ë
			Paper Size	F of F
			Sheet	

SIEMENS INDUSTRY, INC.

HP 15 VOLTS < 600V RPM 3600 TYPE GP100A
HZ 60 PHASE 3 FRAME 254T NEMA B

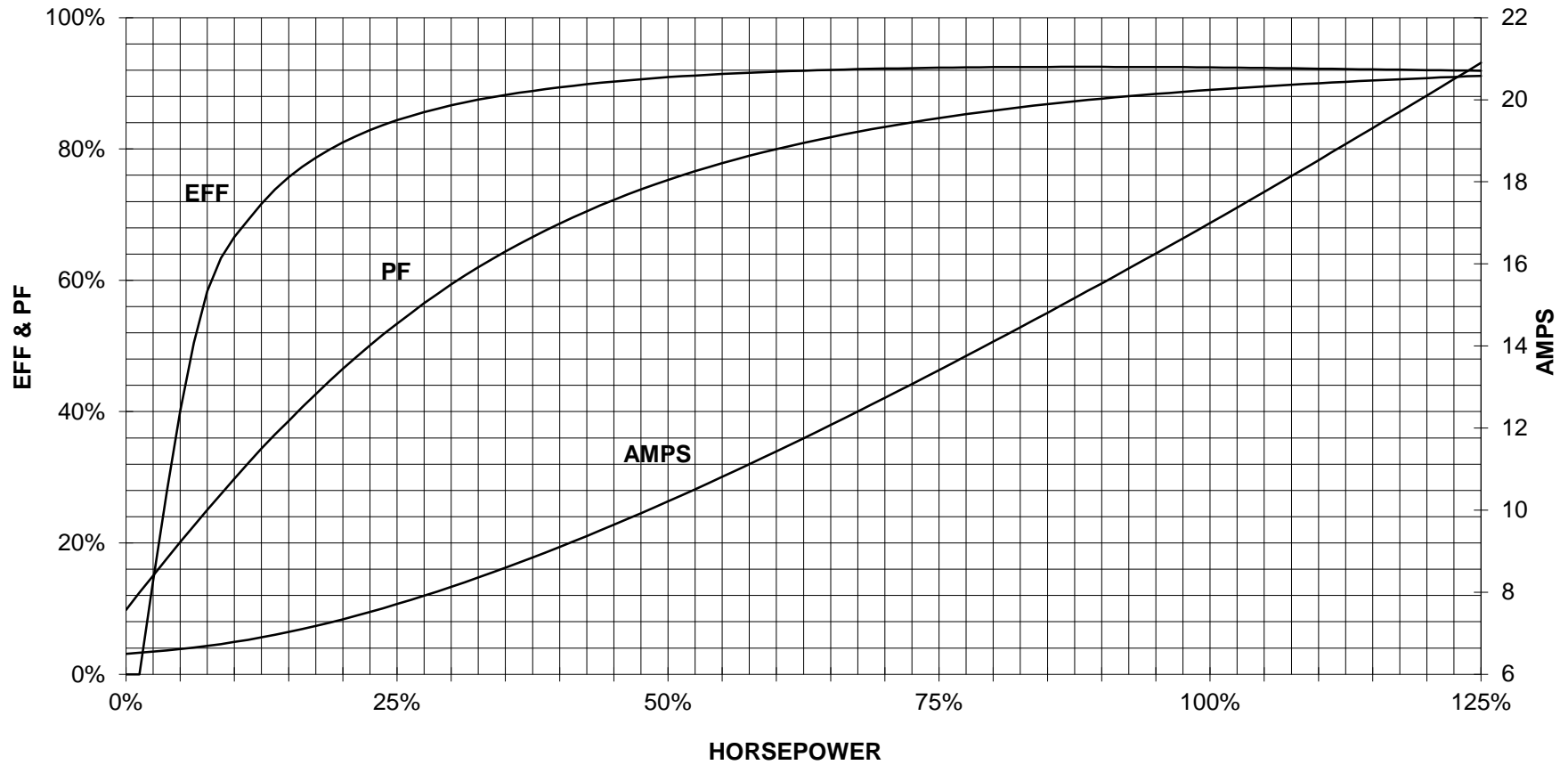
TORQUE & CURRENT VS. SPEED



CUSTOMER: _____ ORDER#: _____

15 HP 3600 RPM 254 FRAME 460 VOLTS 3 PHASE NEMA DESIGN B

SIEMENS INDUSTRY, INC.
PERFORMANCE CURVE
GP100A NP

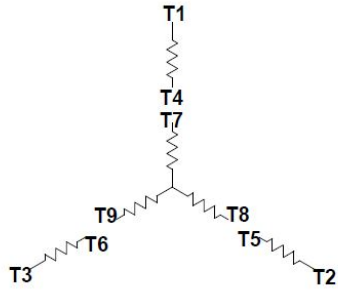


CUSTOMER _____ ORDER # _____ PO # _____

PERFORMANCE BASED ON DESIGN CALCULATIONS. SUBJECT TO CHANGE WITHOUT NOTICE.

REV. 1

Main terminal diagram



9 LEAD WYE						
Volts	LINES			CONNECTED TOGETHER	CONN.	
	L1	L2	L3			
LOW	T1 T7	T2 T6	T3 T9	T4 T5 T6	YY	
HIGH	T1	T2	T3	T4 T7-T5 T8-T6 T9	Y	

responsible dep. DI MC LVM	technical reference	created by	approved by	Project
SIEMENS	document type Wiring Diagram	document status free		customer
	title 1LE2121-2BA11-4AA3-Z Y80	document number		
© Siemens AG 2019	rev. 01	creation date 12/03/2019	language en	Page 1/1