

WITHDRAWABLE CIRCUIT BREAKER WITH GUIDE
 FRAME 4-POLE,
 SIZE I, IEC IN=630A TO 690V,
 AC50/60HZ ICU=55KA AT 500V REAR CONNECTION
 HORIZONTAL






General technical data:





Number of poles	4
------------------------	---

Connections:

Arrangement of electrical connectors	with guide frame, main connection horizontal
<ul style="list-style-type: none"> for main current circuit 	

Certificates/approvals:

General Product Approval			EMC	Declaration of Conformity
				
CB	CCC	GOST	C-TICK	EG-Konf.

Shipping Approval				
				
ABS	BUREAU VERITAS	DNV	GL	LRS

other	
other	Environmental Confirmations

Further information:

Information- and Downloadcenter (Catalogs, Brochures,...)
<http://www.siemens.com/lowvoltage/catalogs>

Industry Mall (Online ordering system)
<http://www.siemens.com/lowvoltage/mall>

Service&Support (Manuals, Certificates, Characteristics, FAQs,...)
<http://support.automation.siemens.com/WWW/view/en/3WL1106-2..46-..../all>

Image database (product images, 2D dimension drawings, 3D models, device circuit diagrams, ...)
http://www.automation.siemens.com/bilddb/cax_en.aspx?mlfb=3WL1106-2..46-....

CAX-Online-Generator
<http://www.siemens.com/cax>

last change:

Feb 9, 2013