

Similar to image

CIRCUIT-BREAKER VL 630N STANDARD BREAKING CAPACITY ICU=55KA / 415 V AC 3 POLE, LINE PROTECTION OVERCURRENT RELEASE TM, LI IN=500A, RATED CURRENT IR=400-500A, OVERLOAD II=2500-5000A, SHORT CIRCUIT WITHOUT AUXILIARY RELEASE WITHOUT AUXILIARY/ALARM SWITCH

General technical data:

Number of poles		3
Design of the overcurrent release		TM
Acceptability for application		system protection
Electrical operating cycles as operating time / typical		5,000
Mechanical operating cycles as operating time / typical		10,000
Active power loss / maximum	W	230
Product component		
• auxiliary switch		No
• Voltage trigger		No
• undervoltage release mechanism		No
• undervoltage release with leading contact		No
Product function		
• of the thermal overload release		adjustable
• ground-fault protection		No
• for zero conductors / short-circuit and overload protection		No
• overload protection		Yes
Operating cycles / maximum	1/s	60
Protection class IP		IP20
Protective function of the overcurrent release		LI
Impulse voltage resistance / rated value	kV	8
Ambient temperature		
• during operating	°C	0 ... 70
• during storage	°C	-40 ... +80

Main circuit:

Insulation voltage / for AC / rated value	V	800
Operating frequency		
• 1 / rated value	Hz	50

• 2 / rated value	Hz	60
Reference code		
• according to DIN 40719 extended according to IEC 204-2 / according to IEC 750		Q
• according to DIN EN 61346-2		Q
Operating voltage / for main circuit		
• at 50 Hz / with AC		
• maximum	V	690
• at 60 Hz / with AC		
• maximum	V	690
Operating voltage / for main current circuit / for DC		
• maximum	V	500
Operating current		
• at 40 °C / rated value	A	500
• at 50 °C / rated value	A	500
• at 60 °C / rated value	A	465
• at 70 °C / rated value	A	430
Continuous current / rated value	A	500
Derating temperature / for the rated value of the continuous current	°C	50

Auxiliary circuit:

Number of NC contacts / for auxiliary contacts		0
Number of NO contacts / for auxiliary contacts		0

Short-circuit:

Adjustable response current		
• of the current-dependent overload release	A	400 ... 500
• of the non-delayed short-circuit release	A	2,500 ... 5,000
Breaking capacity limit short-circuit current (I_{cu}) / at 415 V / rated value	kA	55

Installation/mounting/dimensions:

Mounting type		fixed mounting
Height	mm	279.5
Width	mm	190
Depth	mm	138.5

Connections:

Arrangement of electrical connectors / for main current circuit		front side
Design of the electrical connection / for main current circuit		screw-type terminals
Type of the connectable conductor cross-section		

- for auxiliary contacts
 - solid
 - finely stranded / with conductor end processing

0.75 ... 1.5 mm²

0,75 ... 1.0 mm²

Certificates/approvals:

General Product Approval



CCC

[TSE](#)

Declaration of Conformity



EG-Konf.

Test Certificates

[Special Test Certificate](#)

Shipping Approval



BUREAU
VERITAS



DNV



GL



PRS



RINA



RMRS

other

[Confirmation](#)

[other](#)

[Environmental Confirmations](#)

Further information:

Information- and Downloadcenter (Catalogs, Brochures,...)

<http://www.siemens.com/lowvoltage/catalogs>

Industry Mall (Online ordering system)

<https://eb.automation.siemens.com/mall/en/WW/Catalog/Product/3VL5750-1DC36-0AA0>

Service&Support (Manuals, Certificates, Characteristics, FAQs,...)

<http://support.automation.siemens.com/WW/view/en/3VL5750-1DC36-0AA0/all>

Image database (product images, 2D dimension drawings, 3D models, device circuit diagrams, ...)

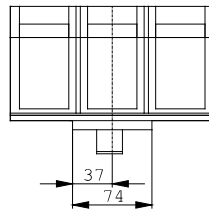
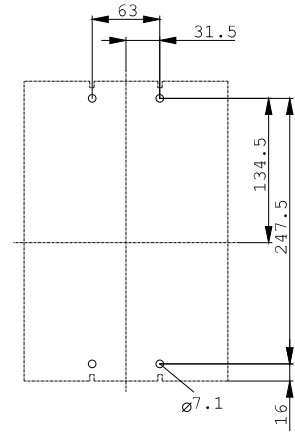
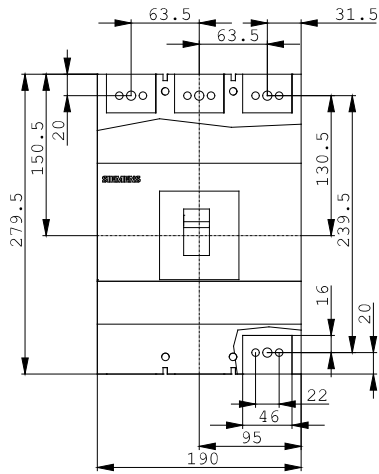
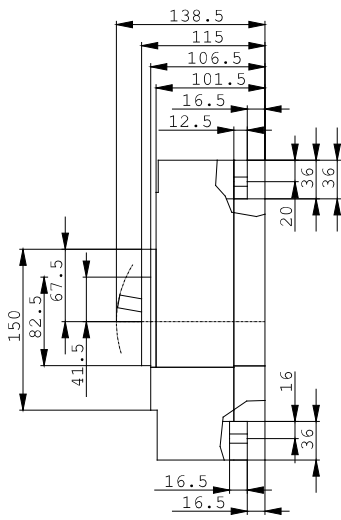
http://www.automation.siemens.com/bilddb/cax_en.aspx?mlfb=3VL5750-1DC36-0AA0

CAX-Online-Generator

<http://www.siemens.com/cax>

Tender specifications

[Datanorm](#) [GAEB81](#) [GAEB83](#) [RTF](#) [TXT](#)



last change:

Jun 16, 2014