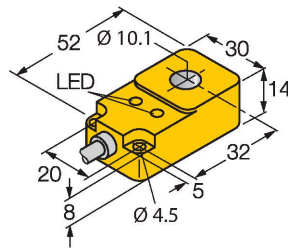


BI10R-Q14-AN6X2

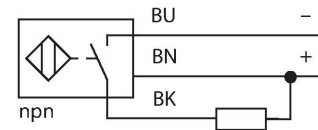
Inductive Sensor – Ring Sensor



Features

- Rectangular, height 14 mm
- Active face on top
- Plastic, PBT-GF30-V0
- Static output behaviour
- Output pulse length min. 100 ms
- DC 3-wire, 10...30 VDC
- NO contact, NPN output
- Cable connection

Wiring diagram



Functional principle

Inductive sensors detect metal objects contactless and wear-free. For this purpose they use a high-frequency electromagnetic AC field that interacts with the target. Inductive ring sensors generate this field through an LC resonant circuit. The target acts as the coil core.

Technical data

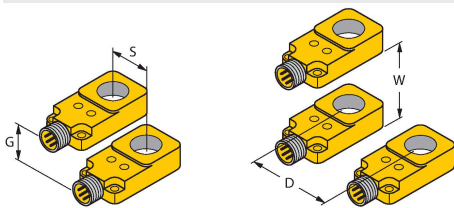
Type	BI10R-Q14-AN6X2
Ident. no.	1406120
Inside ring diameter D	10.1 mm
Steel ball diameter (DIN 5401)	≥ 2 mm
Fly-by speed	1...28 m/s
pulse stop	≥ 5 ms
Pulse duration at the output	≥ 100 ms ± 20 %
Ambient temperature	-25...+70 °C
Operating voltage	10...30 VDC
Residual ripple	≤ 10 % U _{ss}
DC rated operational current	≤ 200 mA
No-load current	≤ 15 mA
Residual current	≤ 0.1 mA
Isolation test voltage	≤ 0.5 kV
Short-circuit protection	yes / Cyclic
Voltage drop at I _o	≤ 1.8 V
Wire breakage/Reverse polarity protection	yes / Complete
Output function	3-wire, NO contact, NPN
Switching frequency	0.008 kHz
Design	Ring sensor, Q14
Dimensions	52 x 30 x 14 mm
Housing material	Plastic, PBT-GF30-V0
Electrical connection	Cable
Cable quality	Ø 5.2 mm, LifYY-11Y, PUR, 2 m

Technical data

Core cross-section	3 x 0.34 mm ²
Coil body	plastic, POM
Vibration resistance	55 Hz (1 mm)
Shock resistance	30 g (11 ms)
Protection class	IP67
MTTF	2283 years acc. to SN 29500 (Ed. 99) 40 °C
Power-on indication	LED, Green
Switching state	LED, Yellow

Mounting instructions

Mounting instructions/Description



Distance D	45 mm
Distance W	45 mm
Distance S	14 mm
Distance G	30 mm