



CONTACTOR, SIZE 2,  
 2-POLE DC-3 AND 5,RATD.OPERAT.CURR.32A  
 AUXILIARY CONTACTS 22 (2NO+2NC) DC OPERATION  
 DC 125V

**General details:**

<b>Size of the contactor</b>		2
<b>Number of poles</b>		2
<b>Reference code / according to DIN 40719 extended according to IEC 204-2 / according to IEC 750</b>		K
<b>Reference code / according to DIN EN 61346-2</b>		Q
<b>Protection class IP</b>		IP00
<b>Ambient temperature</b> <ul style="list-style-type: none"> <li>during operating</li> </ul>	°C	-25 ... +55

**Control circuit:**

<b>Type of voltage</b>		DC
<b>Control supply voltage</b> <ul style="list-style-type: none"> <li>for DC / rated value / minimum</li> <li>for DC / rated value / maximum</li> </ul>	V	125
	V	125

**Main circuit:**

<b>Number of NO contacts / for main contacts</b>		2
<b>Number of NC contacts / for main contacts</b>		0
<b>Operating current</b> <ul style="list-style-type: none"> <li>at DC-3 / at DC-5 / at 440 V / rated value</li> </ul>	A	29

• at DC-3 / at DC-5 / at 220 V / rated value	A	32
• at DC-3 / at DC-5 / at 600 V / rated value	A	21
• at DC-3 / at DC-5 / at 750 V / rated value	A	7.5
<b>Service power</b>		
• at DC-3 / at DC-5 / at 110 V / rated value	kW	2.5
• at DC-3 / at DC-5 / at 220 V / rated value	kW	5
• at DC-3 / at DC-5 / at 440 V / rated value	kW	9
• at DC-3 / at DC-5 / at 600 V / rated value	kW	9
• at DC-3 / at DC-5 / at 750 V / rated value	kW	4

#### Auxiliary circuit:

Identification number and letter for switching elements		22
Number of NO contacts / for auxiliary contacts		2
Number of NC contacts / for auxiliary contacts		2
Number of changeover contacts / for auxiliary contacts		0



#### Connection type:

Design of the electrical connection / for main current circuit		screw-type terminals
Design of the electrical connection / for auxiliary and control current circuit		screw-type terminals

#### Mechanical design:

Mounting type		screw and snap-on mounting onto 35 mm standard mounting rail according to DIN EN 50022
Mounting type / series installation		Yes
Width	mm	70
Height	mm	85
Depth	mm	145

#### Certificates/approvals:

General Product Approval		Test Certificates	Shipping Approval
			
CCC	CSA		UL
other		<a href="#">Special Test Certificate</a>	
<a href="#">Declaration of Conformity</a>			RMRS
<a href="#">other</a>			

#### Further information:

**Information- and Downloadcenter (Catalogs, Brochures,...)**  
<http://www.siemens.com/industrial-controls/catalogs>

---

**Industry Mall (Online ordering system)**  
<http://www.siemens.com/industrial-controls/mall>

Cax online generator:

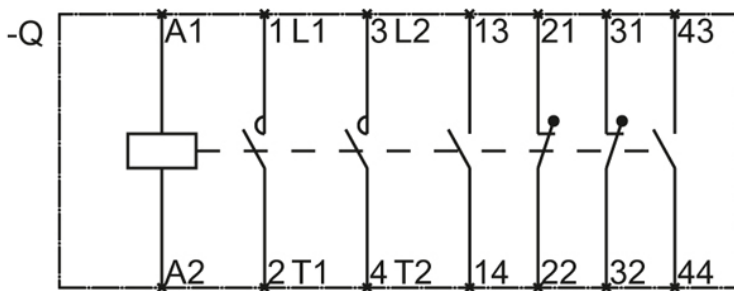
<http://www.siemens.com/cax>

Service&Support (Manuals, Certificates, Characteristics, FAQs,...)

<http://support.automation.siemens.com/WW/view/en/3TC4417-0AG4/all>

Image database (product images, 2D dimension drawings, 3D models, device circuit diagrams, ...)

[http://www.automation.siemens.com/bilddb/cax\\_en.aspx?mlfb=3TC4417-0AG4](http://www.automation.siemens.com/bilddb/cax_en.aspx?mlfb=3TC4417-0AG4)



last change:

Jul 7, 2014