



CONTACTOR, SIZE 2,
2-POLE DC-3 AND 5,RATD.OPERAT.CURR.32A
AUXILIARY CONTACTS 22 (2NO+2NC) DC OPERATION
DC 60V

General details:

| | | |
|---|----|-------------|
| Size of the contactor | | 2 |
| Number of poles | | 2 |
| Reference code / according to DIN 40719 extended according to IEC 204-2 / according to IEC 750 | | K |
| Reference code / according to DIN EN 61346-2 | | Q |
| Protection class IP | | IP00 |
| Ambient temperature • during operating | °C | -25 ... +55 |

Control circuit:

| | | |
|---|---|----------|
| Type of voltage | | DC |
| Control supply voltage • for DC / rated value / minimum • for DC / rated value / maximum | V | 60 60 |

Main circuit:

| | | |
|--|---|----|
| Number of NO contacts / for main contacts | | 2 |
| Number of NC contacts / for main contacts | | 0 |
| Operating current • at DC-3 / at DC-5 / at 440 V / rated value | A | 29 |

| | | |
|--|----|-----|
| • at DC-3 / at DC-5 / at 220 V / rated value | A | 32 |
| • at DC-3 / at DC-5 / at 600 V / rated value | A | 21 |
| • at DC-3 / at DC-5 / at 750 V / rated value | A | 7.5 |
| Service power | | |
| • at DC-3 / at DC-5 / at 110 V / rated value | kW | 2.5 |
| • at DC-3 / at DC-5 / at 220 V / rated value | kW | 5 |
| • at DC-3 / at DC-5 / at 440 V / rated value | kW | 9 |
| • at DC-3 / at DC-5 / at 600 V / rated value | kW | 9 |
| • at DC-3 / at DC-5 / at 750 V / rated value | kW | 4 |

Auxiliary circuit:

| | | |
|--|--|----|
| Identification number and letter for switching elements | | 22 |
| Number of NO contacts / for auxiliary contacts | | 2 |
| Number of NC contacts / for auxiliary contacts | | 2 |
| Number of changeover contacts / for auxiliary contacts | | 0 |



Connection type:

| | | |
|--|--|----------------------|
| Design of the electrical connection / for main current circuit | | screw-type terminals |
| Design of the electrical connection / for auxiliary and control current circuit | | screw-type terminals |

Mechanical design:

| | | |
|--|----|--|
| Mounting type | | screw and snap-on mounting onto 35 mm standard mounting rail according to DIN EN 50022 |
| Mounting type / series installation | | Yes |
| Width | mm | 70 |
| Height | mm | 85 |
| Depth | mm | 145 |

Certificates/approvals:

| General Product Approval | | Test Certificates | Shipping Approval |
|---|---|---|---|
|  |  |  |  |
| CCC | CSA | | UL |
| other | | Special Test Certificate |  |
| Declaration of Conformity | | | RMRS |
| other | | | |

Further information:

Information- and Downloadcenter (Catalogs, Brochures,...)
<http://www.siemens.com/industrial-controls/catalogs>

Industry Mall (Online ordering system)
<http://www.siemens.com/industrial-controls/mall>

Cax online generator:

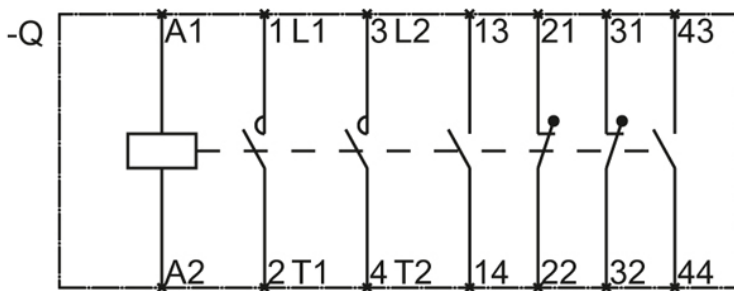
<http://www.siemens.com/cax>

Service&Support (Manuals, Certificates, Characteristics, FAQs,...)

<http://support.automation.siemens.com/WW/view/en/3TC4417-0AE4/all>

Image database (product images, 2D dimension drawings, 3D models, device circuit diagrams, ...)

http://www.automation.siemens.com/bilddb/cax_en.aspx?mlfb=3TC4417-0AE4



last change:

Jul 7, 2014