

SELECTOR SWITCH, CAN BE ILLUM., 22MM, ROUND, PLASTIC, BLACK, WHITE, SHORT SELECTOR SWITCH, 3 SWITCH POSITIONS I>O<II, MOMENTARY CONTACT TYPE, 10:30H/12H/13:30H, WITH HOLDER, 1NO, 1NO, SPRING-TYPE TERMINAL



Figure similar

<b>product brand name</b>	SIRIUS ACT
<b>Product designation</b>	Commanding and signaling devices
<b>Design of the product</b>	Selector switch
<b>Manufacturer's article number</b>	
<ul style="list-style-type: none"> <li>• of supplied contact module</li> <li>• of the supplied holder</li> <li>• of the supplied actuator</li> </ul>	3SU1400-1AA10-3BA0, 3SU1400-1AA10-3BA0 <a href="#">3SU1500-0AA10-0AA0</a> <a href="#">3SU1002-2BM60-0AA0</a>

<b>Enclosure:</b>	
<b>Number of command points</b>	1

<b>Actuator:</b>	
<b>Design of the operating mechanism</b>	Selector switch, short black handle
<b>Manner of function of the actuating element</b>	momentary contact, 2x45° (10:30 h/12 h/13:30 h), return on both sides
<b>Product extension optional Light source</b>	Yes
<b>Color of the actuating element</b>	White
<b>Material of the actuating element</b>	plastic
<b>Shape of the actuating element</b>	round

<b>Outer diameter of the actuating element</b>	32.3 mm
<b>Number of contact modules</b>	2
<b>Number of switching positions</b>	3
<b>Actuating angle</b>	
• clockwise	45°
• anticlockwise	45°

<b>Front ring:</b>	
<b>Product component front ring</b>	Yes
<b>Design of the front ring</b>	standard
<b>Material of the front ring</b>	plastic
<b>Color of the front ring</b>	black

<b>Holder:</b>	
<b>Material of the holder</b>	Plastic

<b>Display:</b>	
<b>Number of LED modules</b>	0

<b>General technical data:</b>	
<b>Product function</b>	
• positive opening	No
<b>Product component</b>	
• Light source	No
<b>Insulation voltage</b>	
• rated value	500 V
<b>Degree of pollution</b>	3
<b>Surge voltage resistance rated value</b>	6 kV
<b>Protection class IP</b>	IP66, IP67, IP69(IP69K)
• of the terminal	IP20
<b>Degree of protection NEMA rating</b>	NEMA 1, 2, 3, 3R, 4, 4X, 12
<b>Shock resistance</b>	
• acc. to IEC 60068-2-27	Sinusoidal half-wave 50 g / 11 ms
• for railway applications acc. to DIN EN 61373	Category 1, Class B
<b>Vibration resistance</b>	
• acc. to IEC 60068-2-6	10 ... 500 Hz: 5g
• for railway applications acc. to DIN EN 61373	Category 1, Class B
<b>Operating frequency maximum</b>	1 800 1/h
<b>Mechanical service life (switching cycles)</b>	
• typical	1 000 000
<b>Electrical endurance (switching cycles)</b>	
• typical	10 000 000
<b>Thermal current</b>	10 A
<b>Equipment marking</b>	
• acc. to DIN EN 61346-2	S

• acc. to DIN EN 81346-2	S
<b>Continuous current of the C characteristic MCB</b>	10 A; for a short-circuit current smaller than 400 A
<b>Continuous current of the quick DIAZED fuse link</b>	10 A
<b>Continuous current of the DIAZED fuse link gG</b>	10 A

#### Main circuit:

<b>Operating voltage</b>	
• at AC	
— at 50 Hz rated value	5 ... 500 V
— at 60 Hz rated value	5 ... 500 V
• at DC	
— rated value	5 ... 500 V

#### Power Electronics:

<b>Contact reliability</b>	One maloperation per 100 million (17 V, 5 mA), one maloperation per 10 million (5 V, 1 mA)
----------------------------	--

#### Auxiliary circuit:

<b>Design of the contact of auxiliary contacts</b>	Silver alloy
<b>Number of NC contacts</b>	
• for auxiliary contacts	0
<b>Number of NO contacts</b>	
• for auxiliary contacts	2
<b>Number of CO contacts</b>	
• for auxiliary contacts	0

#### Connections/ Terminals:

<b>Type of electrical connection</b>	
• of modules and accessories	Spring-type terminal
<b>Type of connectable conductor cross-sections</b>	
• solid without core end processing	2x (0.25 ... 1.5 mm <sup>2</sup> )
• finely stranded with core end processing	2x (0.25 ... 0.75 mm <sup>2</sup> )
• finely stranded without core end processing	2x (0.25 ... 1.5 mm <sup>2</sup> )
• at AWG conductors	2x (24 ... 16)
<b>Connectable conductor cross-section</b>	
• finely stranded with core end processing	0.25 ... 0.75 mm <sup>2</sup>
<b>Tightening torque of the screws in the bracket</b>	1 ... 1.2 N·m

#### Ambient conditions:

<b>Ambient temperature</b>	
• during operation	-25 ... +70 °C
• during storage	-40 ... +80 °C
<b>Environmental category during operation acc. to IEC 60721</b>	3M6, 3S2, 3B2, 3C3, 3K6 (with relative air humidity of 10 ... 95 %, no condensation in operation permitted for all devices behind front panel)

## Installation/ mounting/ dimensions:

<b>Mounting type</b>	Front plate mounting
• of modules and accessories	
<b>Height</b>	40 mm
<b>Width</b>	32.3 mm
<b>Shape of the installation opening</b>	round
<b>Mounting diameter</b>	22.3 mm
<b>Positive tolerance of installation diameter</b>	0.4 mm
<b>Mounting height</b>	28.8 mm
<b>Installation width</b>	32.3 mm
<b>Installation depth</b>	49.7 mm

## Certificates/approvals

<b>General Product Approval</b>	<b>Declaration of Conformity</b>	<b>Test Certificates</b>
---------------------------------	----------------------------------	--------------------------



[Werksbescheinigung](#)

<b>Test Certificates</b>	<b>Shipping Approval</b>	<b>other</b>
--------------------------	--------------------------	--------------

[spezielle Prüfbescheinigung](#)



[Bestätigungen](#)

## Further information

**Information- and Downloadcenter (Catalogs, Brochures,...)**

<http://www.siemens.com/industrial-controls/catalogs>

**Industry Mall (Online ordering system)**

<https://mall.industry.siemens.com/mall/en/en/Catalog/product?mlfb=3SU11002BM603NA0>

**Cax online generator**

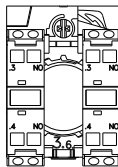
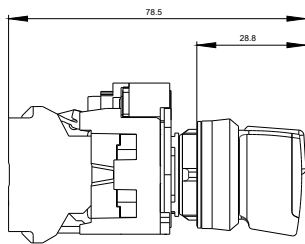
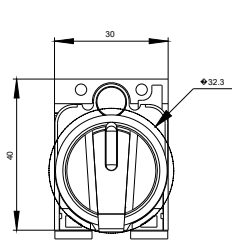
<http://support.automation.siemens.com/WW/CAXorder/default.aspx?lang=en&mlfb=3SU11002BM603NA0>

**Service&Support (Manuals, Certificates, Characteristics, FAQs,...)**

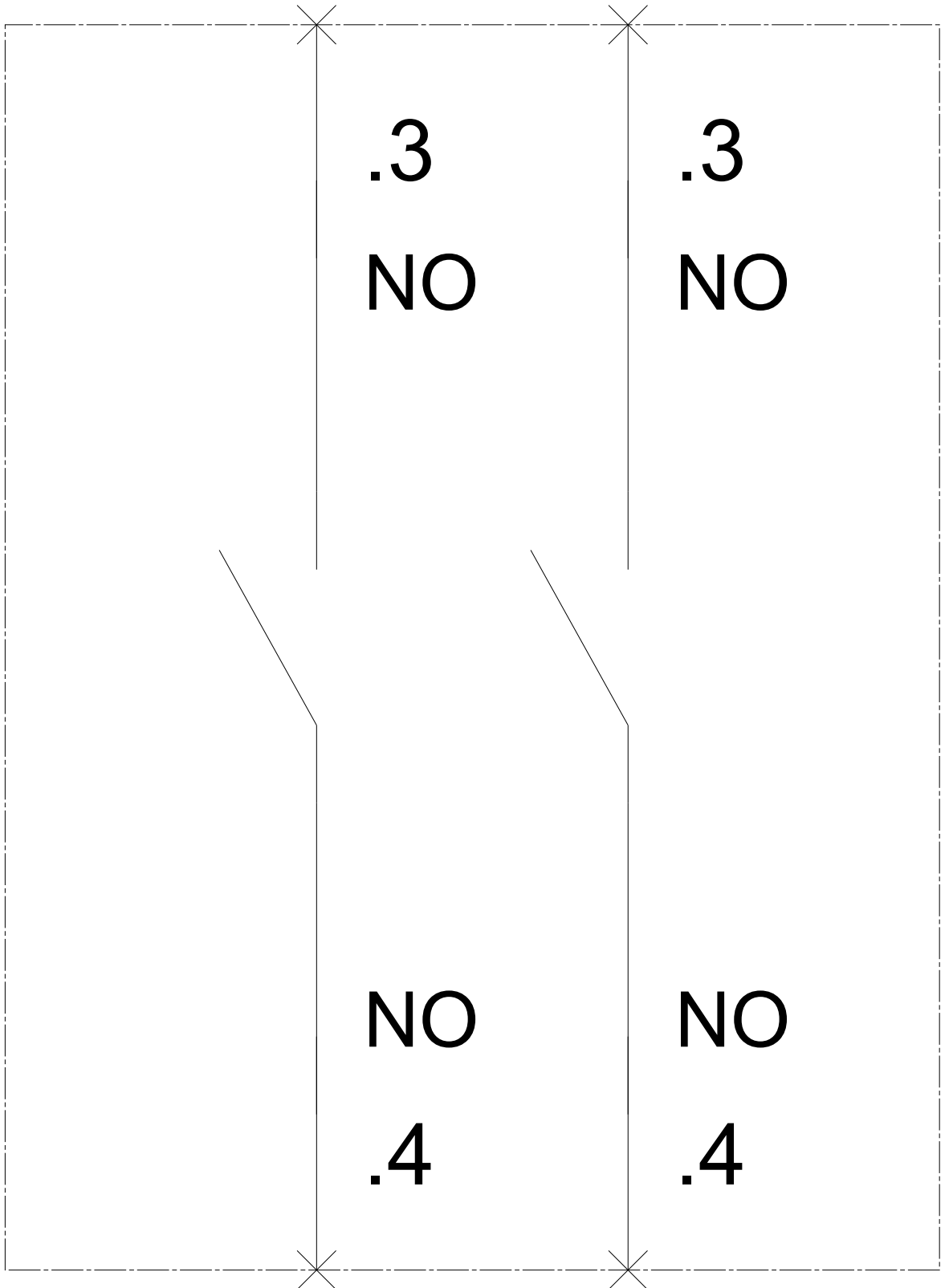
<https://support.industry.siemens.com/cs/ww/en/ps/3SU11002BM603NA0>

**Image database (product images, 2D dimension drawings, 3D models, device circuit diagrams, EPLAN macros, ...)**

[http://www.automation.siemens.com/bilddb/cax\\_de.aspx?mlfb=3SU11002BM603NA0&lang=en](http://www.automation.siemens.com/bilddb/cax_de.aspx?mlfb=3SU11002BM603NA0&lang=en)



-S



last modified:

09.06.2016