



SIRIUS POSITION SWITCH;  
 METAL ENCLOSURE TO EN50047,  
 31MM DEVICE CONNECTION 1X(M20X1.5);  
 1NO/2NC SNAP-ACTION CONTACTS W. 2 LEDS  
 YELLOW/GREEN,  
 24V DC

<b>Manufacturer article number</b>		
<ul style="list-style-type: none"> <li>of the basic unit included in the scope of supply</li> </ul>		<a href="#">3SE5212-1LC05</a>

General technical details:		
<b>product designation</b>		standard position switch
<b>Explosion protection category for dust</b>		none
<b>Type of voltage / of the supply voltage</b>		DC
<ul style="list-style-type: none"> <li>of the optional LED display</li> </ul>		
<b>Insulation voltage</b>		
<ul style="list-style-type: none"> <li>rated value</li> </ul>	V	400
<b>Degree of pollution</b>		class 3
<b>Thermal current</b>	A	6
<b>Operating current</b>		
<ul style="list-style-type: none"> <li>at AC-15                             <ul style="list-style-type: none"> <li>at 24 V / rated value</li> <li>at 125 V / rated value</li> <li>at 230 V / rated value</li> </ul> </li> <li>at DC-13                             <ul style="list-style-type: none"> <li>at 24 V / rated value</li> <li>at 125 V / rated value</li> <li>at 230 V / rated value</li> </ul> </li> </ul>	A	6
	A	6
	A	1.5
	A	3
	A	0.55
	A	0.27

<b>Continuous current</b>		
• of the slow DIAZED fuse link	A	6
• of the quick DIAZED fuse link	A	10
• of the C characteristic circuit breaker	A	1
<b>Mechanical operating cycles as operating time</b>		
• typical		15,000,000
<b>Electrical operating cycles as operating time</b>		
• with contactor 3RH11, 3RT1016, 3RT1017, 3RT1024, 3RT1025, 3RT1026 / typical		10,000,000
• at AC-15 / at 230 V / typical		100,000
<b>Electrical operating cycles in one hour</b>		
• with contactor 3RH11, 3RT1016, 3RT1017, 3RT1024, 3RT1025, 3RT1026		6,000
<b>Repeat accuracy</b>	mm	0.05
<b>Design of the contact element</b>		snap-action contacts
<b>Number of NC contacts</b>		
• for auxiliary contacts		2
<b>Design of the switching function</b>		positive opening
<b>Number of NO contacts</b>		
• for auxiliary contacts		1
<b>Resistance against vibration</b>		0.35 mm / 5g
<b>Resistance against shock</b>		30g / 11 ms
<b>Ambient temperature</b>		
• during operating	°C	-25 ... +60
• during storage	°C	-40 ... +90
<b>Product specification</b>		
• for dimensions		EN 50047
<b>Width of the sensor</b>	mm	31
<b>Material</b>		
• of the enclosure		metal
<b>Material / of the housing / of the switch head</b>		plastic
<b>Design of the operating mechanism</b>		teflon plunger
<b>Actuating speed</b>	mm/s / m/s	0.1 ... 1.5
<b>Minimum actuating force / in activation direction</b>	N	20
<b>Protection class IP</b>		IP66/IP67
<b>mounting position</b>		any
<b>Cable gland version</b>		1x (M20 x 1.5)
<b>Design of the electrical connection</b>		screw-type terminals
<b>Item designation</b>		
• according to DIN 40719 extendable after IEC 204-2		S

• according to DIN EN 61346-2

B

### Certificates/approvals:

#### General Product Approval



#### Declaration of Conformity

#### Test Certificates

[Special Test Certificate](#)

#### other

[Confirmation](#)

### Further information:

#### Information- and Downloadcenter (Catalogs, Brochures,...)

<http://www.siemens.com/industrial-controls/catalogs>

#### Industry Mall (Online ordering system)

<http://www.siemens.com/industrial-controls/mall>

#### Cax online generator:


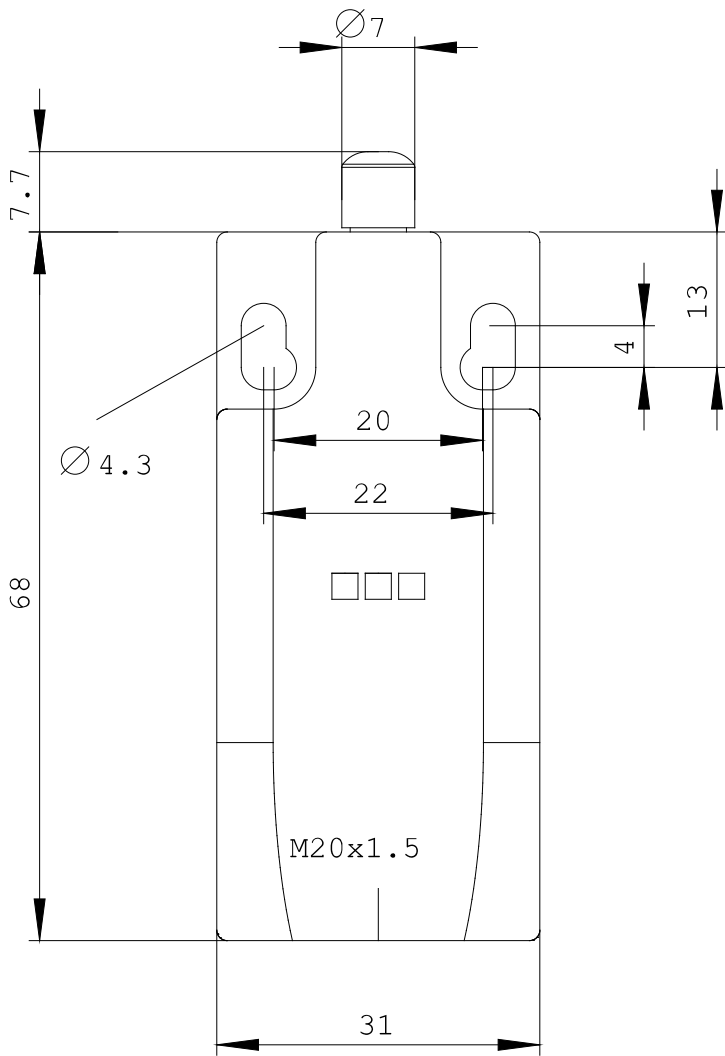
<http://www.siemens.com/cax>

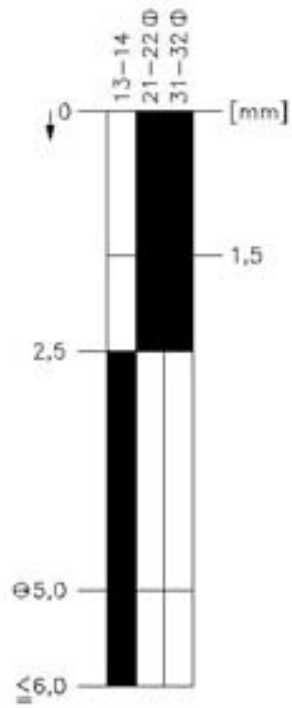
#### Service&Support (Manuals, Certificates, Characteristics, FAQs,...)

<http://support.automation.siemens.com/WW/view/en/3SE5212-1LC05/all>

#### Image database (product images, 2D dimension drawings, 3D models, device circuit diagrams, ...)

[http://www.automation.siemens.com/bilddb/cax\\_en.aspx?mlfb=3SE5212-1LC05](http://www.automation.siemens.com/bilddb/cax_en.aspx?mlfb=3SE5212-1LC05)





last change:

Feb 18, 2013