



CIRCUIT-BREAKER,
7...10 A N-RELEASE 130 A,
SIZE S00 MOTOR PROTECTION, CLASS 10,
CAGE CLAMP CONNECTION STANDARD BREAKING
CAPACITY

General technical data:

product brand name		SIRIUS
Product designation		circuit breaker
Size of the circuit-breaker		S00
Number of poles / for main current circuit		3
Product function		
• removable terminal for auxiliary and control circuit		No
• overload protection		Yes
• phase disturbance recognition		Yes
• short-circuit to earth recognition		No
Product component		
• auxiliary switch		No
• undervoltage release mechanism		No
• trip indicator		No
Product extension		
• auxiliary switch		Yes
• optional / motor drive		No
Impulse voltage resistance / rated value	V	6,000
Protection class IP / on the front		IP20
Protection against electrical shock		finger-safe

Installation altitude / at a height over sea level / maximum	m	2,000
Resistance against shock		25g / 11 ms
Ambient temperature		
• during transport	°C	-50 ... +80
• during storage	°C	-50 ... +80
• during operating	°C	-20 ... +60
Active power loss / total / typical	W	7

Main circuit:

Operating voltage / rated value	V	690
Service power / at AC-3 / at 400 V / rated value	kW	4
Operating current / at AC-3 / at 400 V / rated value	A	10
Mechanical operating cycles as operating time / of the main contacts / typical		100,000
Frequency of operation / with AC-3 / maximum	1/h	15

Auxiliary circuit:

Number of changeover contacts / for auxiliary contacts		0
---	--	---

Protection function:

Trip class		CLASS 10
Adjustable response current / of the current-dependent overload release	A	7 ... 10

Installation/mounting/dimensions:

Mounting type		screw and snap-on mounting onto 35 mm standard mounting rail according to DIN EN 50022
mounting position		any
Depth	mm	81
Height	mm	90
Width	mm	45

Connections:

Arrangement of electrical connectors / for main current circuit		front side
Design of the electrical connection		
• for main current circuit		Cage Clamp terminals
• for auxiliary and control current circuit		Cage Clamp terminals
Type of the connectable conductor cross-section		
• for main contacts		
• solid		2x (0.25 ... 2.5 mm ²)
• finely stranded		
• without conductor final cutting		2x (0.25 ... 2.5 mm ²)
• with conductor end processing		2x (0.25 ... 1.5 mm ²)

Certificates/approvals:

General Product Approval



Test Certificates

[Special Test Certificate](#)

Shipping Approval



Shipping Approval

other



[Confirmation](#)

[Declaration of Conformity](#)

[other](#)

[Environmental Confirmations](#)

Further information:

Information- and Downloadcenter (Catalogs, Brochures,...)

<http://www.siemens.com/industrial-controls/catalogs>

Industry Mall (Online ordering system)

<http://www.siemens.com/industrial-controls/mall>

Cax online generator:

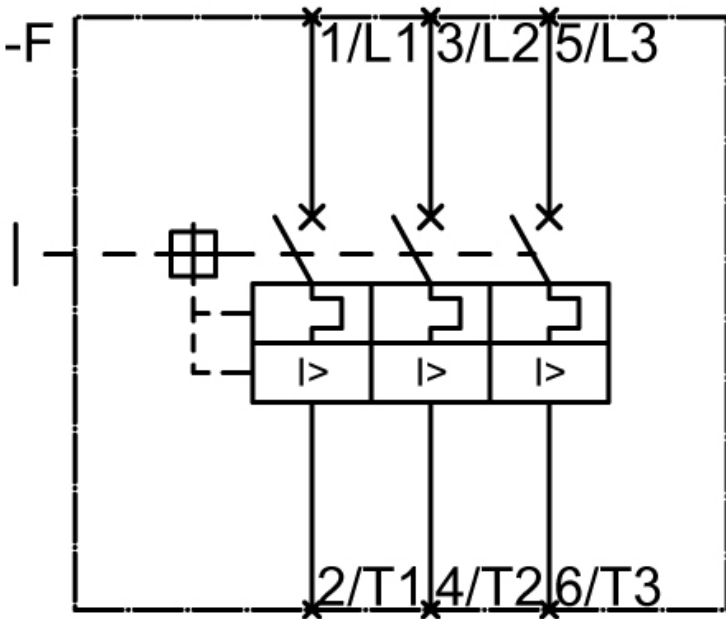
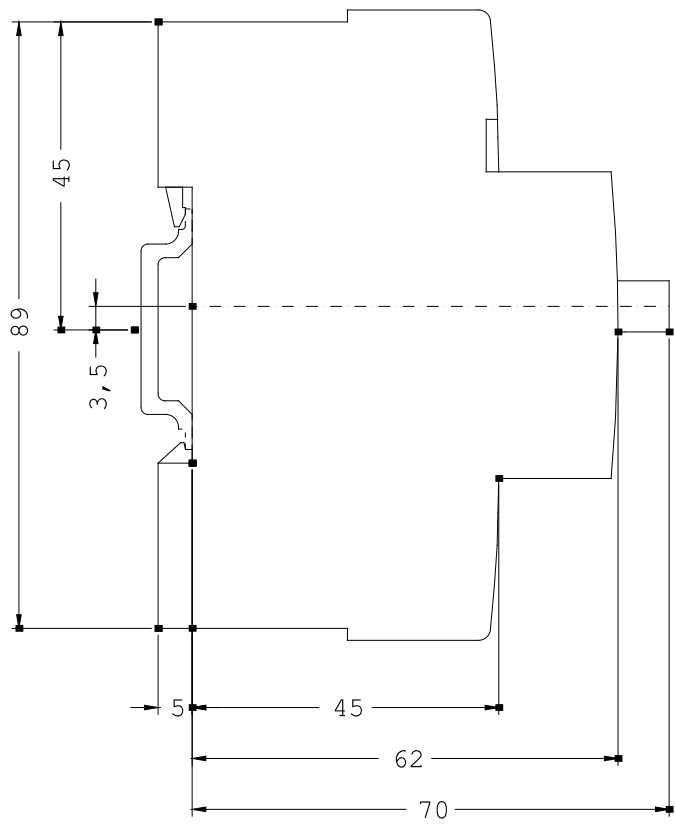
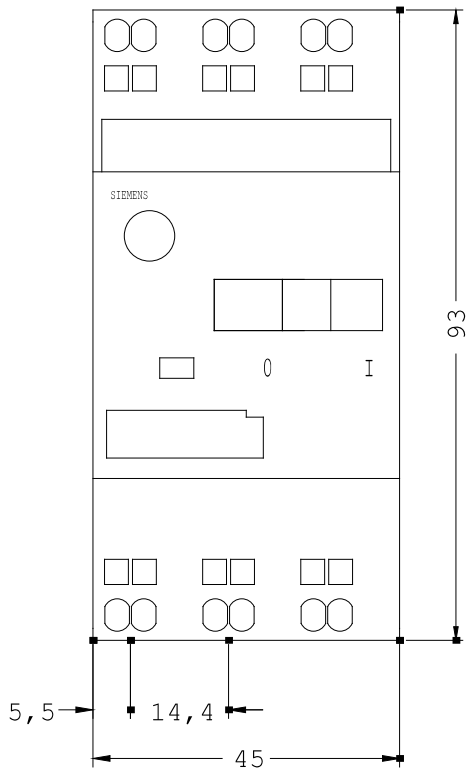
<http://www.siemens.com/cax>

Service&Support (Manuals, Certificates, Characteristics, FAQs,...)

<http://support.automation.siemens.com/VW/view/en/3RV1011-1JA20/all>

Image database (product images, 2D dimension drawings, 3D models, device circuit diagrams, ...)

http://www.automation.siemens.com/bilddb/cax_en.aspx?mlfb=3RV1011-1JA20



last change:

Aug 4, 2014