



CIRCUIT-BREAKER, SIZE S00,
FOR MOTOR PROTECTION, CLASS 10,
A-RELEASE 3.5...5 A, N-RELEASE 65 A,
CAGE-CLAMP CONNECTION STANDARD SWITCHING
CAPACITY W. TRANSV. AUX. SWITCH 1NO+1NC

General technical data:

| | | |
|--|---|-----------------|
| product brand name | | SIRIUS |
| Product designation | | circuit breaker |
| Size of the circuit-breaker | | S00 |
| Number of poles / for main current circuit | | 3 |
| Product function | | |
| • removable terminal for auxiliary and control circuit | | No |
| • overload protection | | Yes |
| • phase disturbance recognition | | Yes |
| • short-circuit to earth recognition | | No |
| Product component | | |
| • auxiliary switch | | Yes |
| • undervoltage release mechanism | | No |
| • trip indicator | | Yes |
| Product extension | | |
| • auxiliary switch | | Yes |
| • optional / motor drive | | No |
| Impulse voltage resistance / rated value | V | 6,000 |
| Protection class IP / on the front | | IP20 |
| Protection against electrical shock | | finger-safe |

| | | |
|---|----|-------------|
| Installation altitude / at a height over sea level / maximum | m | 2,000 |
| Resistance against shock | | 25g / 11 ms |
| Ambient temperature | | |
| • during transport | °C | -50 ... +80 |
| • during storage | °C | -50 ... +80 |
| • during operating | °C | -20 ... +60 |
| Active power loss / total / typical | W | 6 |

Main circuit:

| | | |
|---|-----|---------|
| Operating voltage / rated value | V | 690 |
| Service power / at AC-3 / at 400 V / rated value | kW | 1.5 |
| Operating current / at AC-3 / at 400 V / rated value | A | 5 |
| Mechanical operating cycles as operating time / of the main contacts / typical | | 100,000 |
| Frequency of operation / with AC-3 / maximum | 1/h | 15 |

Auxiliary circuit:

| | | |
|---|---|------------|
| Design of the auxiliary switch | | transverse |
| Number of changeover contacts / for auxiliary contacts | | 0 |
| Operating current / of the auxiliary contacts | | |
| • at AC-15 | | |
| • at 24 V | A | 2 |
| • at 230 V | A | 0.5 |
| • at DC-13 | | |
| • at 24 V | A | 1 |
| • at 60 V | A | 0.15 |

Protection function:

| | | |
|--|---|-----------|
| Trip class | | CLASS 10 |
| Adjustable response current / of the current-dependent overload release | A | 3.5 ... 5 |

Installation/mounting/dimensions:

| | | |
|--------------------------|----|--|
| Mounting type | | screw and snap-on mounting onto 35 mm standard mounting rail according to DIN EN 50022 |
| mounting position | | any |
| Depth | mm | 81 |
| Height | mm | 90 |
| Width | mm | 45 |

Connections:

| | | |
|--|--|------------|
| Arrangement of electrical connectors / for main current circuit | | front side |
| Design of the electrical connection | | |

| | |
|--|--|
| <ul style="list-style-type: none"> • for main current circuit • for auxiliary and control current circuit | Cage Clamp terminals |
| Type of the connectable conductor cross-section | Cage Clamp terminals |
| <ul style="list-style-type: none"> • for main contacts <ul style="list-style-type: none"> • solid • finely stranded <ul style="list-style-type: none"> • without conductor final cutting • with conductor end processing • for AWG conductors / for main contacts • for auxiliary contacts <ul style="list-style-type: none"> • solid • finely stranded / with conductor end processing • for AWG conductors / for auxiliary contacts | 2x (0.25 ... 2.5 mm ²) 2x (0.25 ... 2.5 mm ²) 2x (0.25 ... 1.5 mm ²) 2x (24 ... 14) 2x (0.25 ... 2.5 mm ²) 2x (0.25 ... 1.5 mm ²) 2x (24 ... 14) |

Certificates/approvals:

General Product Approval



CCC



CSA



Test Certificates

[Special Test Certificate](#)

Shipping Approval



ABS



BUREAU
VERITAS



DNV



GL



LRS



PRS

Shipping Approval



RINA



RMRS

other

[Confirmation](#)

[Declaration of Conformity](#)

[other](#)

[Environmental Confirmations](#)

Further information:

Information- and Downloadcenter (Catalogs, Brochures,...)

<http://www.siemens.com/industrial-controls/catalogs>

Industry Mall (Online ordering system)

<http://www.siemens.com/industrial-controls/mall>

Cax online generator:

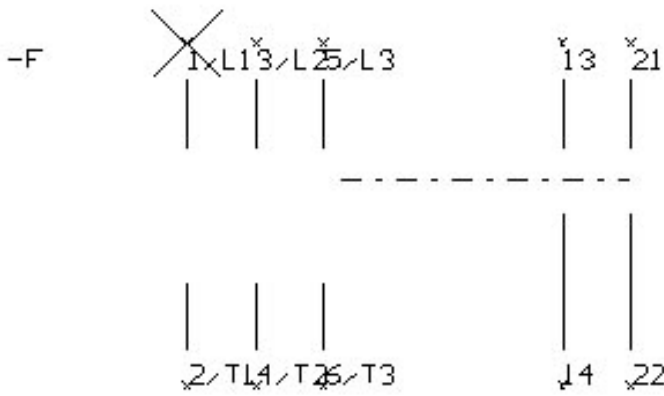
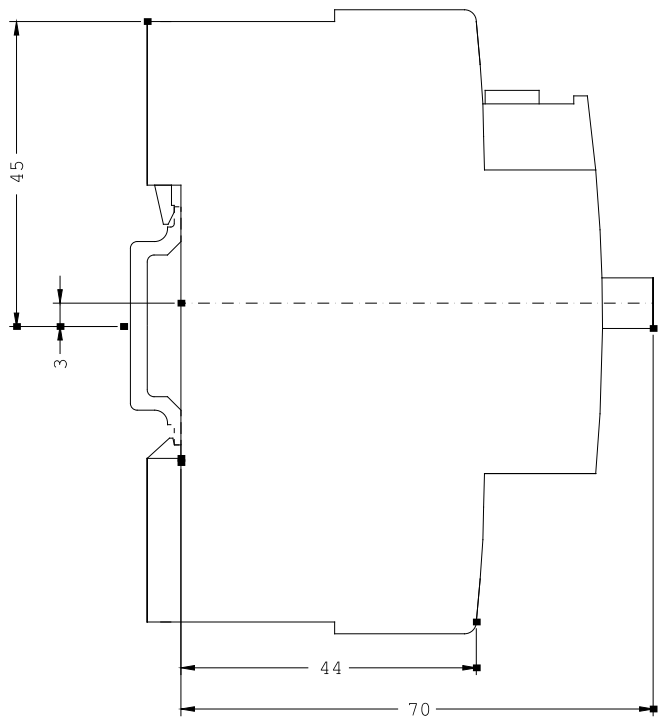
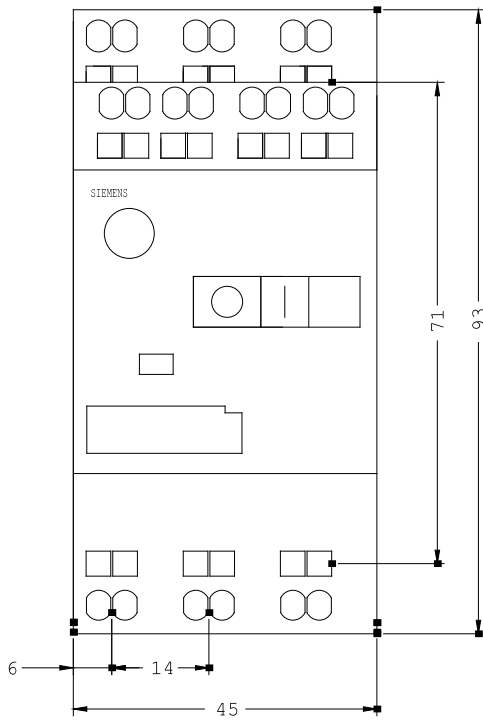
<http://www.siemens.com/cax>

Service&Support (Manuals, Certificates, Characteristics, FAQs,...)

<http://support.automation.siemens.com/WW/view/en/3RV1011-1FA25/all>

Image database (product images, 2D dimension drawings, 3D models, device circuit diagrams, ...)

http://www.automation.siemens.com/bilddb/cax_en.aspx?mlfb=3RV1011-1FA25



last change:

Aug 4, 2014