



Photoelectric sensors
W12-3, Photoelectric proximity sensor,
Background suppression

WTB12-3N2411



Model Name > [WTB12-3N2411](#)
Part No. > [1041427](#)



Illustration may differ

At a glance

- State of the art technology provides precise background suppression
- Withstands harsh environments
- PinPoint LED technology with highly visible light spot; variants available with IR LED for highly critical applications
- Rugged die-cast zinc housing, with optional Teflon® coating
- Versatile mounting options due to dovetail mounting - mounting holes and oblong holes
- Flexible sensing ranges and hysteresis settings
- Key lock function, remote teach, quality monitoring
- Diagnostics messages (contamination and short-circuit)

Your benefits

- State of the art technology, e.g. OES3 provides precise background suppression and reliable detection of challenging objects
- High immunity to ambient light, optical reflections and crosstalk ensures fewer false readings and less downtime
- Highly visible status LEDs simplify sensing distance adjustments and reduce installation time
- A rugged metal housing withstands high-pressure cleaners and cleaning agents, reducing downtime
- Complementary outputs in one housing reduce inventory and procurement costs
- IO-Link enables quick remote diagnostics and maintenance (optional)
- Easy installation using SICK accessories



Features

Sensor/detection principle:	Photoelectric proximity sensor, Background suppression
Dimensions (W x H x D):	15.6 mm x 48.5 mm x 42 mm
Housing design (light emission):	Rectangular
Sensing range max.:	20 mm ... 600 mm ¹⁾
Sensing range:	20 mm ... 600 mm
Type of light:	Infrared light
Light source:	LED ²⁾
Wave length:	850 nm
Adjustment:	Potentiometer, 5-turn
Light spot size (distance):	15 x 15 mm (200 mm)

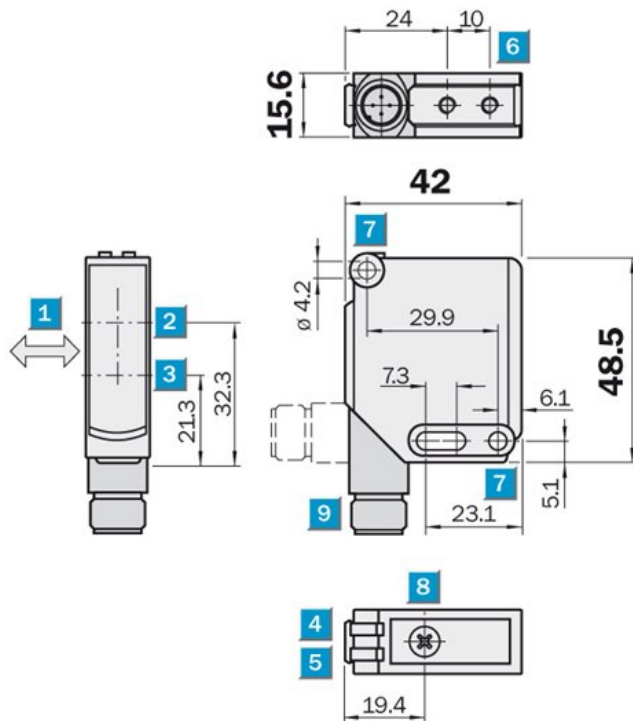
¹⁾ Object with 90 % reflectance (referred to standard white DIN 5033) ²⁾ Average service life of 100,000 h at T_A = +25 °C

Mechanics/electronics

Supply voltage:	10 V DC ... 30 V DC ¹⁾
Ripple:	≤ 5 Vpp ²⁾
Power consumption:	≤ 55 mA ³⁾
Output type:	NPN
Output function:	Complementary
Switching mode:	Light/dark-switching
Signal voltage NPN HIGH/LOW:	Approx. VS / < 2.5 V
Output current I _{max.} :	100 mA
Response time:	≤ 330 μ s ⁴⁾
Switching frequency:	1,500 Hz ⁵⁾
Connection type:	Connector M12, 4-pin
Circuit protection:::	A, C, D ^{6) 7) 8)}
Protection class:	II
Weight:	120 g
Special device:	-
Housing material:	Metal
Enclosure rating:	IP 66 IP 67 IP 69K
Ambient operating temperature:	-40 °C ... 60 °C
Ambient storage temperature:	-40 °C ... 75 °C
UL File No.:	NRKH.E181493 & NRKH7.E181493

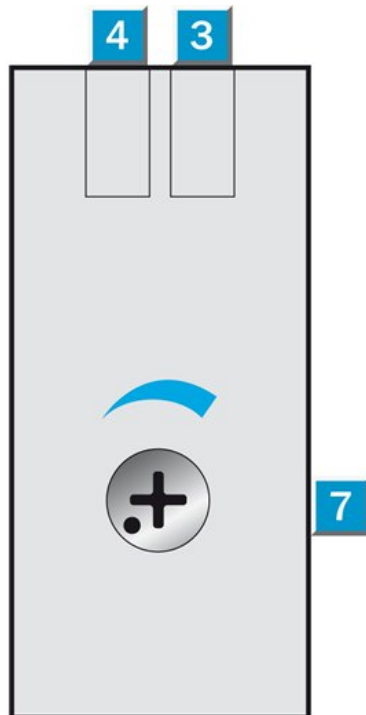
¹⁾ Limit values, operation in short-circuit protected network max. 8 A ²⁾ May not exceed or fall short of V_S tolerances ³⁾ Without load ⁴⁾ Signal transit time with resistive load ⁵⁾ With light/dark ratio 1:1 ⁶⁾ A = V_S connections reverse-polarity protected ⁷⁾ C = interference suppression ⁸⁾ D = outputs overcurrent and short-circuit protected

Dimensional drawing



- |1| Standard direction of the material being scanned
- |2| Optical axis, receiver
- |3| Optical axis, sender
- |4| Status indicator LED green: power on
- |5| Status indicator LED,
yellow: Status of received light beam
- |6| M4 threaded mounting hole, 4 mm deep
- |7| Mounting hole, Ø 4.2 mm
- |8| Sensing range adjustment: potentiometer
- |9| Connection

Adjustments possible

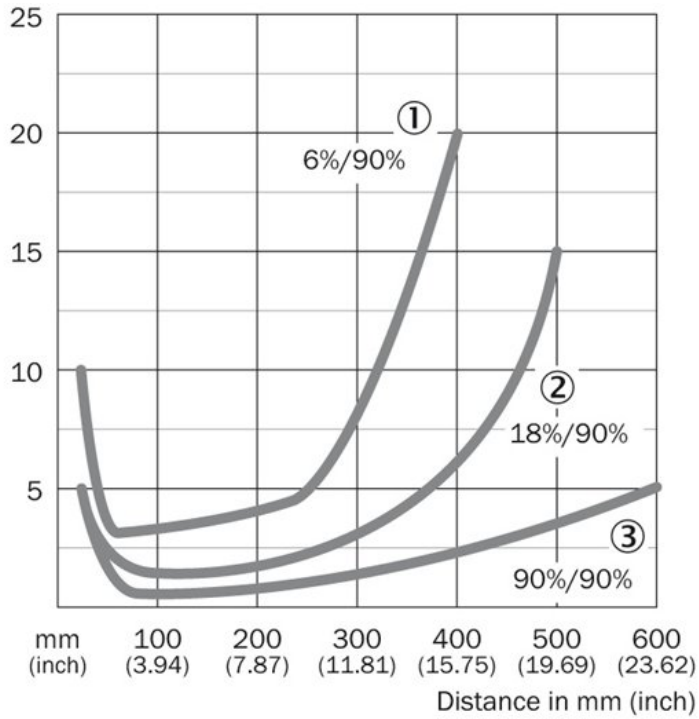


- |4| Green LED indicator: supply voltage active
- |5| LED indicator yellow: Light received
- |8| Sensing range adjustment: potentiometer

Connection diagram




Characteristic curve

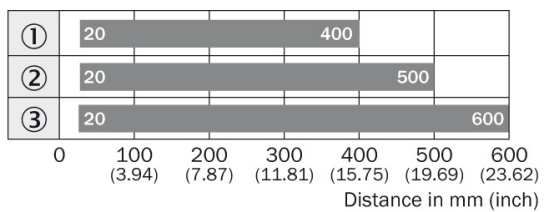


- [1] Sensing range on black, 6 % remission
- [2] Sensing range on grey, 18 % remission
- [3] Sensing range on white, 90 % remission

Connection type



Sensing range diagram



■ Sensing range

- ① Sensing range on black, 6 % remission
- ② Sensing range on gray, 18 % remission
- ③ Sensing range on white, 90 % remission

Australia

Phone +61 3 9457 0600
1800 334 802 – tollfree
E-Mail sales@sick.com.au

Belgium/Luxembourg

Phone +32 (0)2 466 55 66
E-Mail info@sick.be

Brasil

Phone +55 11 3215-4900
E-Mail sac@sick.com.br

Canada

Phone +1 905 771 14 44
E-Mail information@sick.com

Ceská Republika

Phone +420 2 57 91 18 50
E-Mail sick@sick.cz

China

Phone +86 4000 121 000
E-Mail info.china@sick.net.cn
Phone +852-2153 6300
E-Mail ghk@sick.com.hk

Danmark

Phone +45 45 82 64 00
E-Mail sick@sick.dk

Deutschland

Phone +49 211 5301-301
E-Mail kundenservice@sick.de

España

Phone +34 93 480 31 00
E-Mail info@sick.es

France

Phone +33 1 64 62 35 00
E-Mail info@sick.fr

Great Britain

Phone +44 (0)1727 831121
E-Mail info@sick.co.uk

India

Phone +91-22-4033 8333
E-Mail info@sick-india.com

Israel

Phone +972-4-6801000
E-Mail info@sick-sensors.com

Italia

Phone +39 02 27 43 41
E-Mail info@sick.it

Japan

Phone +81 (0)3 3358 1341
E-Mail support@sick.jp

Magyarország

Phone +36 1 371 2680
E-Mail office@sick.hu

Nederlands

Phone +31 (0)30 229 25 44
E-Mail info@sick.nl

Norge

Phone +47 67 81 50 00
E-Mail austefjord@sick.no

Österreich

Phone +43 (0)22 36 62 28 8-0
E-Mail office@sick.at

Polska

Phone +48 22 837 40 50
E-Mail info@sick.pl

România

Phone +40 356 171 120
E-Mail office@sick.ro

Russia

Phone +7-495-775-05-30
E-Mail info@sick.ru

Schweiz

Phone +41 41 619 29 39
E-Mail contact@sick.ch

Singapore

Phone +65 6744 3732
E-Mail admin@sicksgp.com.sg

Slovenija

Phone +386 (0)1-47 69 990
E-Mail office@sick.si

South Africa

Phone +27 11 472 3733
E-Mail info@sickautomation.co.za

South Korea

Phone +82 2 786 6321/4
E-Mail info@sickkorea.net

Suomi

Phone +358-9-25 15 800
E-Mail sick@sick.fi

Sverige

Phone +46 10 110 10 00
E-Mail info@sick.se

Taiwan

Phone +886-2-2375-6288
E-Mail sales@sick.com.tw

Türkiye

Phone +90 (216) 528 50 00
E-Mail info@sick.com.tr

United Arab Emirates

Phone +971 (0) 4 8865 878
E-Mail info@sick.ae

USA/México

Phone +1(952) 941-6780
1 800-325-7425 – tollfree
E-Mail info@sickusa.com

More representatives and agencies
at www.sick.com