



CONTACTOR, AC-3 37 KW/400 V, DC 110 V,
2 NO + 2 NC, 3-POLE, SIZE S3,
SCREW CONNECTION

General technical data:

product brand name		SIRIUS
Size of the contactor		S3
Protection class IP / on the front		IP20
Degree of pollution		3
Installation altitude / at a height over sea level / maximum	m	2,000
Ambient temperature / during operating	°C	-25 ... +60
Mechanical operating cycles as operating time		
<ul style="list-style-type: none"> • of the contactor / typical 		10,000,000
<ul style="list-style-type: none"> • of the contactor with added auxiliary switch block / typical 		10,000,000
<ul style="list-style-type: none"> • of the contactor with added electronics-compatible auxiliary switch block / typical 		5,000,000

Main circuit:

Number of NC contacts / for main contacts		0
Number of NO contacts / for main contacts		3
Operating current		
<ul style="list-style-type: none"> • at AC-1 / at 400 V <ul style="list-style-type: none"> • at 40 °C ambient temperature / rated value 	A	120
<ul style="list-style-type: none"> • at AC-3 / at 400 V / rated value 	A	80
<ul style="list-style-type: none"> • at AC-4 / at 400 V / rated value 	A	66

<ul style="list-style-type: none"> with 1 current path / at DC-1 <ul style="list-style-type: none"> at 24 V / rated value at 110 V / rated value 	A	100
	A	9
<ul style="list-style-type: none"> with 2 current paths in series / at DC-1 <ul style="list-style-type: none"> at 24 V / rated value at 110 V / rated value 	A	100
	A	100
<ul style="list-style-type: none"> with 3 current paths in series / at DC-1 <ul style="list-style-type: none"> at 24 V / rated value at 110 V / rated value 	A	100
	A	100
<ul style="list-style-type: none"> with 1 current path / at DC-3 / at DC-5 <ul style="list-style-type: none"> at 24 V / rated value at 110 V / rated value 	A	40
	A	2.5
<ul style="list-style-type: none"> with 2 current paths in series / at DC-3 / at DC-5 <ul style="list-style-type: none"> at 24 V / rated value at 110 V / rated value 	A	100
	A	100
<ul style="list-style-type: none"> with 3 current paths in series / at DC-3 / at DC-5 <ul style="list-style-type: none"> at 24 V / rated value at 110 V / rated value 	A	100
	A	100
Service power		
<ul style="list-style-type: none"> at AC-2 / at 400 V / rated value 	kW	37
<ul style="list-style-type: none"> at AC-3 / at 400 V / rated value 	kW	37
<ul style="list-style-type: none"> at AC-4 / at 400 V / rated value 	W	37,000

Control circuit:		
Voltage type / of control feed voltage		DC
Operating range factor control supply voltage rated value / of the magnet coil		
<ul style="list-style-type: none"> for DC 		0.8 ... 1.1
Pull-in power / of the solenoid / for DC	W	15
Holding power / of the solenoid / for DC	W	15

Auxiliary circuit:		
Contact reliability / of the auxiliary contacts		1 faulty switching per 100 million (17 V, 1 mA)
Number of NC contacts / for auxiliary contacts / instantaneous switching		2
Number of NO contacts / for auxiliary contacts / instantaneous switching		2

Short-circuit:		
Design of the fuse link		
<ul style="list-style-type: none"> for short-circuit protection of the auxiliary switch / required for short-circuit protection of the main circuit 		fuse gL/gG: 10 A

- with type of assignment 1 / required
- at type of coordination 2 / required

fuse gL/gG: 250 A

fuse gL/gG: 160 A

Installation/mounting/dimensions:

Mounting type		screw and snap-on mounting onto 35 mm and 75 mm standard mounting rail
series installation		Yes
Width	mm	70
Height	mm	146
Depth	mm	201
Distance, to be maintained, to earthed part / sideways	mm	6

Connection type:

Design of the electrical connection		
<ul style="list-style-type: none"> • for main current circuit • for auxiliary and control current circuit 		<p>screw-type terminals</p> <p>screw-type terminals</p>
Type of the connectable conductor cross-section		
<ul style="list-style-type: none"> • for main contacts <ul style="list-style-type: none"> • solid • stranded • finely stranded <ul style="list-style-type: none"> • with conductor end processing • without conductor final cutting • for AWG conductors / for main contacts • for auxiliary contacts <ul style="list-style-type: none"> • solid • finely stranded <ul style="list-style-type: none"> • with conductor end processing • for AWG conductors / for auxiliary contacts 		<p>2x (2.5 ... 16 mm²)</p> <p>2x (10 ... 50 mm²)</p> <p>2x (2.5 ... 35 mm²)</p> <p>2x (10 ... 35 mm²)</p> <p>2x (10 ... 1/0)</p> <p>2x (0.5 ... 1.5 mm²), 2x (0.75 ... 2.5 mm²), max. 2x (0.75 ... 4 mm²)</p> <p>2x (0.5 ... 1.5 mm²), 2x (0.75 ... 2.5 mm²)</p> <p>2x (20 ... 16), 2x (18 ... 14), 1x 12</p>

Certificates/approvals:

General Product Approval

Functional Safety / Safety of Machinery

Declaration of Conformity



[Type Examination](#)



Test Certificates

Shipping Approval

[Special Test Certificate](#)



other

[Confirmation](#)

[other](#)

[Environmental Confirmations](#)

Further information:

Information- and Downloadcenter (Catalogs, Brochures,...)

<http://www.siemens.com/industrial-controls/catalogs>

Industry Mall (Online ordering system)

<http://www.siemens.com/industrial-controls/mall>

Cax online generator:

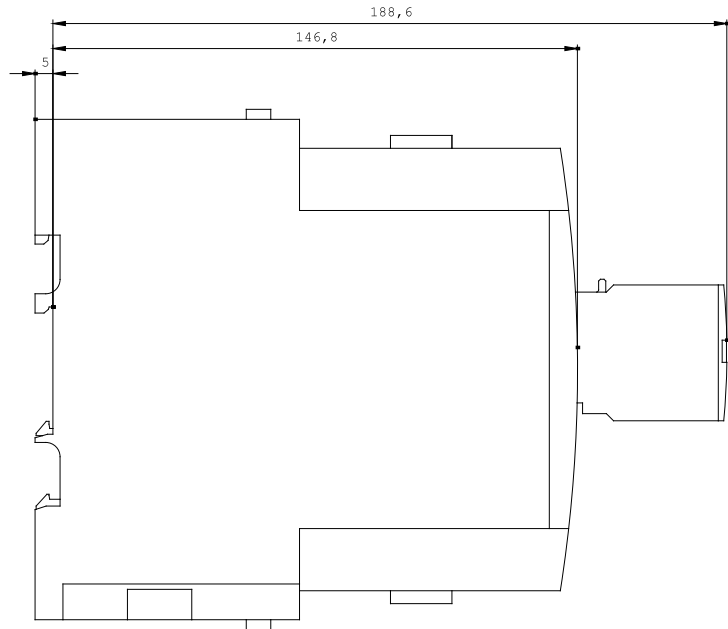
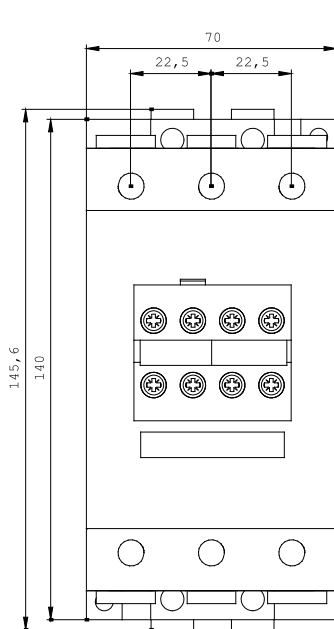
<http://www.siemens.com/cax>

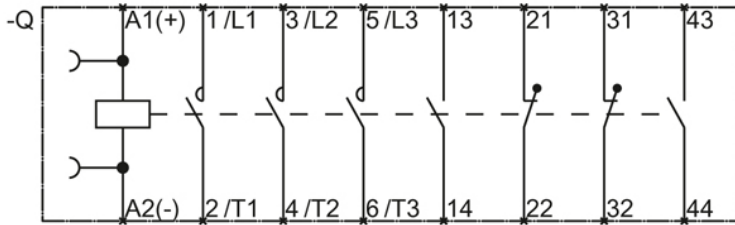
Service&Support (Manuals, Certificates, Characteristics, FAQs,...)

<http://support.automation.siemens.com/WW/view/en/3RT1045-1BF44/all>

Image database (product images, 2D dimension drawings, 3D models, device circuit diagrams, ...)

http://www.automation.siemens.com/bilddb/cax_en.aspx?mlfb=3RT1045-1BF44





last change:

Jul 28, 2014