



CONTACTOR, AC-3 37 KW/400 V, DC 24 V,
2 NO + 2 NC, 3-POLE, SIZE S3,
SCREW CONNECTION

General technical data:

product brand name		SIRIUS
Size of the contactor		S3
Protection class IP / on the front		IP20
Degree of pollution		3
Installation altitude / at a height over sea level / maximum	m	2,000
Ambient temperature / during operating	°C	-25 ... +60
Mechanical operating cycles as operating time		
<ul style="list-style-type: none"> • of the contactor / typical 		10,000,000
<ul style="list-style-type: none"> • of the contactor with added auxiliary switch block / typical 		10,000,000
<ul style="list-style-type: none"> • of the contactor with added electronics-compatible auxiliary switch block / typical 		5,000,000

Main circuit:

Number of NC contacts / for main contacts		0
Number of NO contacts / for main contacts		3
Operational current		
<ul style="list-style-type: none"> • at AC-1 / at 400 V <ul style="list-style-type: none"> • at 40 °C ambient temperature / rated value 	A	120
<ul style="list-style-type: none"> • at 60 °C ambient temperature / rated value 	A	100
<ul style="list-style-type: none"> • at AC-3 / at 400 V / rated value 	A	80

• at AC-4 / at 400 V / rated value	A	66
• with 1 current path / at DC-1		
• at 24 V / rated value	A	100
• at 110 V / rated value	A	9
• with 2 current paths in series / at DC-1		
• at 24 V / rated value	A	100
• at 110 V / rated value	A	100
• with 3 current paths in series / at DC-1		
• at 24 V / rated value	A	100
• at 110 V / rated value	A	100
• with 1 current path / at DC-3 / at DC-5		
• at 24 V / rated value	A	40
• at 110 V / rated value	A	2.5
• with 2 current paths in series / at DC-3 / at DC-5		
• at 24 V / rated value	A	100
• at 110 V / rated value	A	100
• with 3 current paths in series / at DC-3 / at DC-5		
• at 24 V / rated value	A	100
• at 110 V / rated value	A	100
Service power		
• at AC-2 / at 400 V / rated value	kW	37
• at AC-3 / at 400 V / rated value	kW	37
• at AC-4 / at 400 V / rated value	W	37,000

Control circuit:		
Type of voltage / of the controlled supply voltage		DC
Operating range factor control supply voltage rated value / of the magnet coil		
• for DC		0.8 ... 1.1
Pull-in power / of the solenoid / for DC	W	15
Holding power / of the solenoid / for DC	W	15

Auxiliary circuit:		
Contact reliability / of the auxiliary contacts		1 faulty switching per 100 million (17 V, 1 mA)
Number of NC contacts / for auxiliary contacts / instantaneous switching		2
Number of NO contacts / for auxiliary contacts / instantaneous switching		2

Short-circuit:		
Design of the fuse link		
• for short-circuit protection of the auxiliary switch / required		fuse gL/gG: 10 A

- for short-circuit protection of the main circuit
 - with type of assignment 1 / required
 - at type of coordination 2 / required

fuse gL/gG: 250 A
fuse gL/gG: 160 A

Installation/mounting/dimensions:

Type of mounting		screw and snap-on mounting onto 35 mm and 75 mm standard mounting rail
series installation		Yes
Width	mm	70
Height	mm	146
Depth	mm	201
Distance, to be maintained, to earthed part / sideways	mm	6

Connection type:

Design of the electrical connection <ul style="list-style-type: none"> • for main current circuit • for auxiliary and control current circuit 		screw-type terminals screw-type terminals
Type of the connectable conductor cross-section <ul style="list-style-type: none"> • for main contacts <ul style="list-style-type: none"> • solid • stranded • finely stranded <ul style="list-style-type: none"> • with conductor end processing • without conductor final cutting • for AWG conductors / for main contacts • for auxiliary contacts <ul style="list-style-type: none"> • solid • finely stranded <ul style="list-style-type: none"> • with conductor end processing • for AWG conductors / for auxiliary contacts 		2x (2.5 ... 16 mm ²) 2x (4 ... 50 mm ²) 2x (2.5 ... 35 mm ²) 2x (4 ... 35 mm ²) 2x (10 ... 1/0) 2x (0.5 ... 1.5 mm ²), 2x (0.75 ... 2.5 mm ²), max. 2x (0.75 ... 4 mm ²) 2x (0.5 ... 1.5 mm ²), 2x (0.75 ... 2.5 mm ²) 2x (20 ... 16), 2x (18 ... 14), 1x 12

Certificates/approvals:

General Product Approval

Functional Safety / Safety of Machinery



CCC



CSA



GOST



KETI



UL

[Type Examination](#)

Declaration of Conformity

Test Certificates



EG-Konf.

[Special Test
Certificate](#)

Shipping Approval



ABS



BUREAU
VERITAS



GL



LRS



RINA



RMRS

other

[Confirmation](#)

[other](#)

[Environmental
Confirmations](#)

Further information:

Information- and Downloadcenter (Catalogs, Brochures,...)

<http://www.siemens.com/industrial-controls/catalogs>

Industry Mall (Online ordering system)

<http://www.siemens.com/industrial-controls/mall>

Cax online generator:

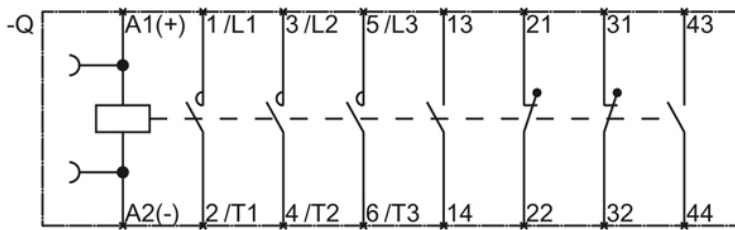
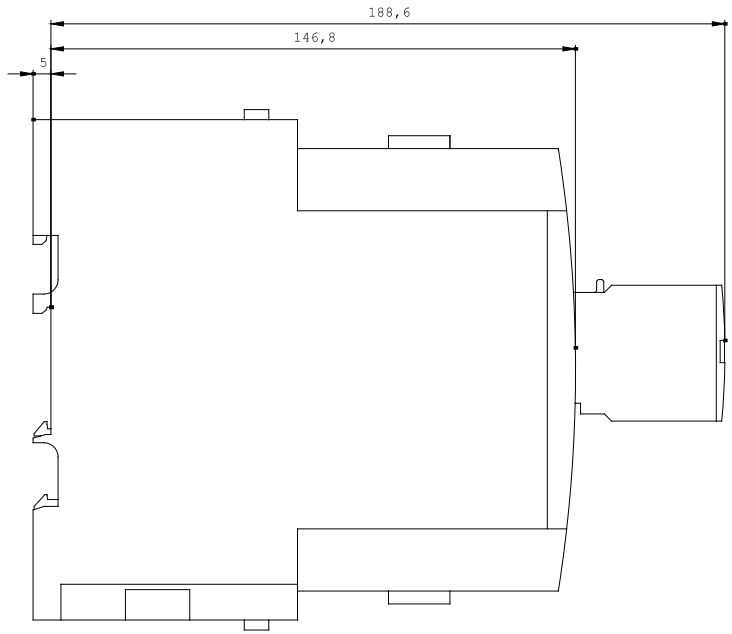
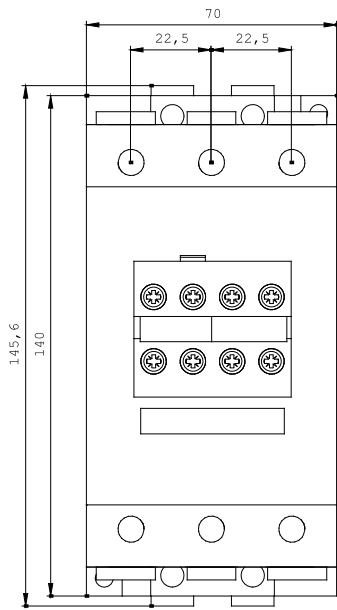
<http://www.siemens.com/cax>

Service&Support (Manuals, Certificates, Characteristics, FAQs,...)

<http://support.automation.siemens.com/WW/view/en/3RT1045-1BB44/all>

Image database (product images, 2D dimension drawings, 3D models, device circuit diagrams, ...)

http://www.automation.siemens.com/bilddb/cax_en.aspx?mlfb=3RT1045-1BB44



last change:

Feb 15, 2013