



RS1-X FOR ET 200S ELECTRO-MECH. REVERS. STARTER, EXPANDABLE SETTING RANGE 7.0...10A AC-3, 4.0KW/400V

General technical data:	
<b>product brand name</b>	Sirius
<b>Product designation</b>	motor starter ET 200S
<b>Design of the product</b>	reversing starter
<b>Product function</b>	
• bus-communication	Yes
• direct start	No
• reverse starting	Yes
• on-site operation	Yes
• short circuit protection	Yes
<b>Design of the switching contact</b>	electromechanical
<b>Product component / outlet for engine brake</b>	Yes
<b>Trip class</b>	CLASS 10
<b>Type of assignment</b>	1
<b>Product equipment</b>	
• brake control with 230 V AC	No
• brake control with 24 V DC	No
• brake control with 180 V DC	No
• brake control with 500 V DC	No
<b>Product extension / braking module for brake control</b>	Yes

<b>Impulse voltage resistance / rated value</b>	kV	6
<b>Insulation voltage / rated value</b>	V	500
<b>Active power loss / typical</b>	W	10
<b>Maximum permissible voltage for safe disconnection / between main circuit and auxiliary circuit</b>	V	400
<b>Reference code</b> <ul style="list-style-type: none"> <li>• according to DIN EN 61346-2</li> <li>• according to DIN 40719 extended according to IEC 204-2 / according to IEC 750</li> </ul>		Q A
<b>Mounting type</b>		Can be plugged into terminal module
<b>Depth</b>	mm	120
<b>Height</b>	mm	265
<b>Width</b>	mm	90

#### Main circuit:

<b>Operating voltage</b> <ul style="list-style-type: none"> <li>• rated value</li> </ul>	V	400 ... 500
<b>Adjustable response current</b> <ul style="list-style-type: none"> <li>• of the current-dependent overload release</li> </ul>	A	7 ... 10
<b>Service power</b> <ul style="list-style-type: none"> <li>• at AC-3 / at 400 V / rated value</li> <li>• for three-phase servomotors / at 400 V / at 50 Hz</li> <li>• minimum</li> </ul>	kW	4 4 ... 4
<b>Breaking capacity limit short-circuit current (I<sub>cu</sub>) / at 400 V / rated value</b>	kA	50
<b>Design of the short-circuit protection</b>		circuit-breakers
<b>Number of poles / for main current circuit</b>		3
<b>Type of the motor protection</b>		bimetal
<b>Mechanical operating cycles as operating time / of the main contacts / typical</b>		100,000

#### Control circuit:

<b>Voltage type / of control feed voltage</b>		DC
<b>Control supply voltage / 1</b> <ul style="list-style-type: none"> <li>• for DC</li> </ul>	V	24 ... 24
<b>Control supply voltage / 1 / for DC</b> <ul style="list-style-type: none"> <li>• rated value</li> </ul>	V	20.4 ... 28.8

#### Supply voltage:

<b>Type of / supply voltage</b>		DC
<b>Supply voltage / 1</b> <ul style="list-style-type: none"> <li>• for DC</li> </ul>	V	24 ... 24

<b>Supply voltage / 1 / for DC</b>		
<ul style="list-style-type: none"> <li>• rated value</li> </ul>	V	20.4 ... 28.8

#### Ambient conditions:

<b>Protection class IP</b>		IP20
<b>Ambient temperature</b>		
<ul style="list-style-type: none"> <li>• during operating</li> </ul>	°C	0 ... 60
<ul style="list-style-type: none"> <li>• during storage</li> </ul>	°C	-40 ... +70
<ul style="list-style-type: none"> <li>• during transport</li> </ul>	°C	-40 ... +70
<b>Relative humidity</b>		
<ul style="list-style-type: none"> <li>• during operating phase</li> </ul>	%	5 ... 95
<b>Resistance against vibration</b>		2g
<b>Resistance against shock</b>		5g / 11 ms
<b>Degree of pollution</b>		3 at 400 V, 2 at 500 V according to IEC60664 (IEC61131)
<b>Installation altitude / at a height over sea level / maximum</b>	m	2,000
<b>mounting position</b>		vertical, horizontal

#### Communication:

<b>Protocol / is supported</b>		
<ul style="list-style-type: none"> <li>• PROFIBUS DP protocol</li> </ul>		Yes
<ul style="list-style-type: none"> <li>• PROFINET protocol</li> </ul>		Yes
<ul style="list-style-type: none"> <li>• AS interface protocol</li> </ul>		No
<b>Design of the interface / PROFINET protocol</b>		Yes
<b>Design of the electrical connection</b>		
<ul style="list-style-type: none"> <li>• of the communication interface</li> </ul>		via backplane bus
<ul style="list-style-type: none"> <li>• for communication transmission</li> </ul>		via backplane bus

#### Connections:

<b>Number of digital inputs</b>		0
<b>Number of sockets</b>		
<ul style="list-style-type: none"> <li>• for digital input signals</li> </ul>		0
<ul style="list-style-type: none"> <li>• for digital output signals</li> </ul>		0
<b>Product function</b>		
<ul style="list-style-type: none"> <li>• digital inputs parameterizable</li> </ul>		No
<ul style="list-style-type: none"> <li>• digital outputs parameterizable</li> </ul>		No
<b>Design of the electrical connection</b>		
<ul style="list-style-type: none"> <li>• 1 / for digital input signals</li> </ul>		using control module
<ul style="list-style-type: none"> <li>• 2 / for digital input signals</li> </ul>		using control module
<ul style="list-style-type: none"> <li>• at the manufacturer-specific device interface</li> </ul>		plug
<ul style="list-style-type: none"> <li>• for main energy infeed</li> </ul>		screw-type terminals

- for motor outgoing line
- for main energy transmission
- for supply voltage infeed
- for supply voltage transmission
- for main current circuit

screw-type terminals  
via energy bus  
via backplane bus  
via backplane bus  
screw-type terminals

#### EMC:

**Conductor-bound parasitic coupling BURST / according to IEC 61000-4-4**

2 kV on voltage supply, inputs and outputs

**Conductor-bound parasitic coupling conductor-earth SURGE / according to IEC 61000-4-5**

2 kV (U > 24 V DC)

**Conductor-bound parasitic coupling conductor-conductor SURGE / according to IEC 61000-4-5**

1 kV (U > 24 V DC)

**Field-bound parasitic coupling / according to IEC 61000-4-3**

80 MHz ... 1 GHz 10 V/m, 1.4 GHz ... 2 Hz 3 V/m, 2 GHz ... 2.7 GHz 1 V/m

**Verification of suitability**

CE / UL / CSA / CCC

**Protection against electrical shock**

finger-safe

#### Certificates/approvals:

**General Product Approval**

**For use in hazardous locations**



**Declaration of Conformity**

**Test Certificates**

**other**



EG-Konf.

[Type Test Certificates/Test Report](#)

[Environmental Confirmations](#)

#### Further information:

**Information- and Downloadcenter (Catalogs, Brochures,...)**

<http://www.siemens.com/industrial-controls/catalogs>

**Industry Mall (Online ordering system)**

<http://www.siemens.com/industrial-controls/mall>

**CAX-Online-Generator**

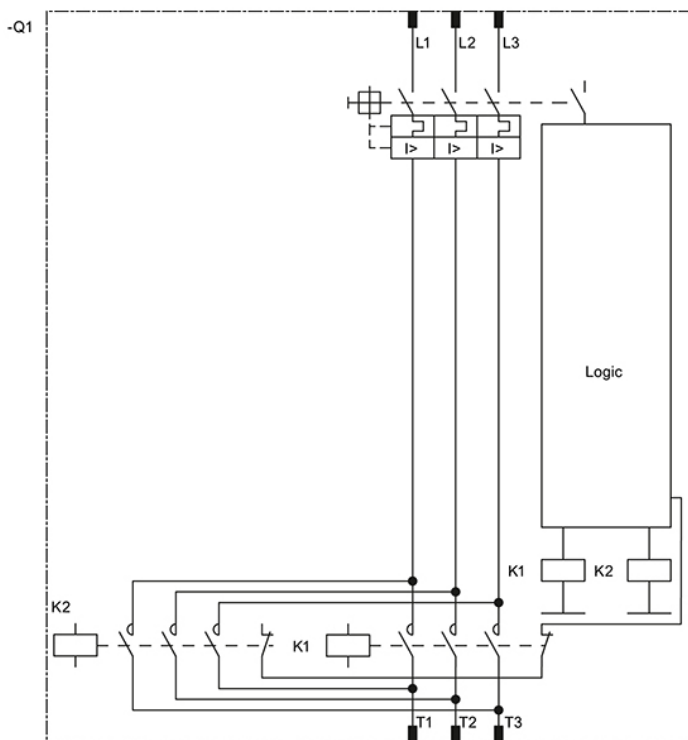
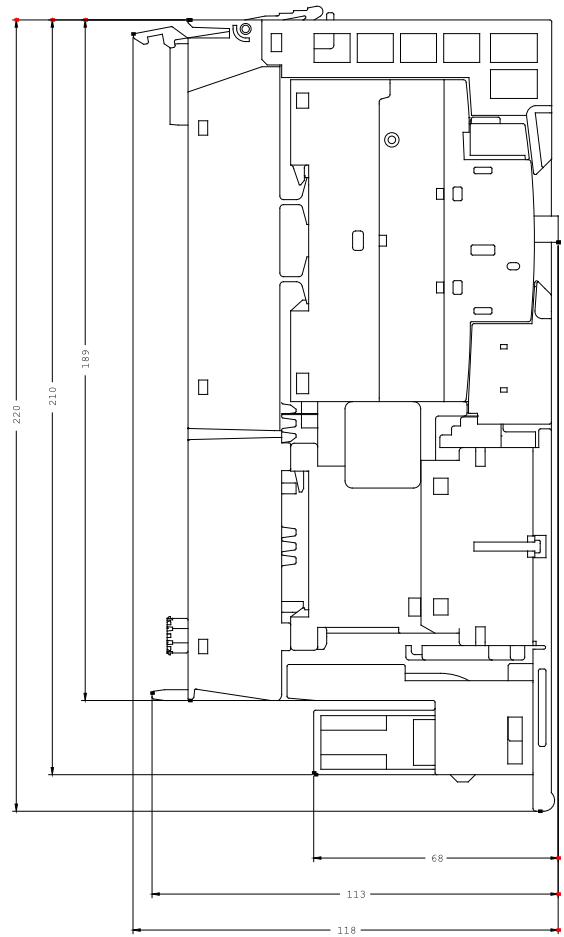
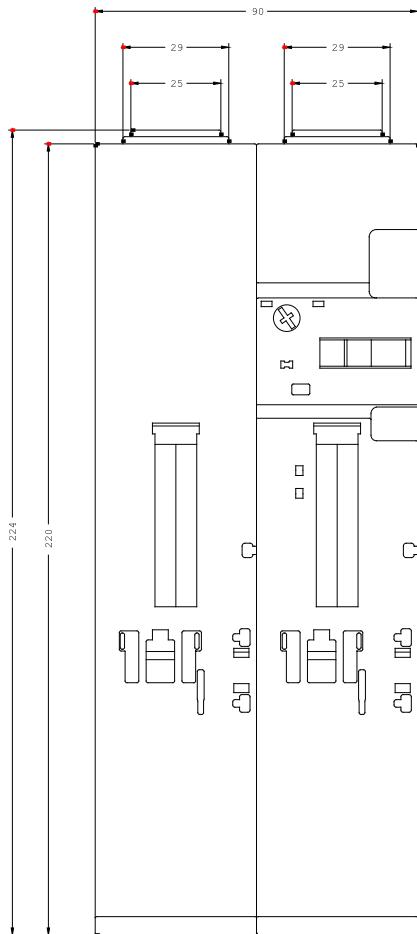
<http://www.siemens.com/cax>

**Service&Support (Manuals, Certificates, Characteristics, FAQs,...)**

<http://support.automation.siemens.com/WW/view/en/3RK1301-1JB00-1AA2/all>

**Image database (product images, 2D dimension drawings, 3D models, device circuit diagrams, ...)**

[http://www.automation.siemens.com/bilddb/cax\\_en.aspx?mlfb=3RK1301-1JB00-1AA2](http://www.automation.siemens.com/bilddb/cax_en.aspx?mlfb=3RK1301-1JB00-1AA2)



last change:

Jul 21, 2014