

fixed-mounted circuit breaker 3-pole, size II, IEC In=2500A to 690V, AC50/60Hz Icu=66kA at 500V rear connection horizontal Overcurrent release ETU 25 LSI protection adjustable 0.4-1 in With manual operating mechanism with storage with mechanical request without 1st auxiliary release without 2nd auxiliary release 2NO+2NC



Model	
product brand name	SENTRON
product designation	ACB
design of the product	IEC 60947-2
design of the operating mechanism	Pushbutton
type of the driving mechanism	Manual operating mechanism with mechanical closing
type of the driving mechanism / motor drive	No

design of the overcurrent release	ETU25B
General technical data	
number of poles	3
size of the circuit-breaker	2
usage category	B
circuit-breaker / Design	3WL1
Voltage	
Rated insulation voltage U_i	1 000 V
insulation voltage / rated value	1 000 V
operating voltage	
• at AC / at 50/60 Hz / rated value	690 V
Protection class	
protection class IP	IP20
protection class IP / on the front	IP20
protection function of the overcurrent release	LSI
Dissipation	
power loss [W]	
• for rated value of the current / at AC / in hot operating state / per pole	90 W
• maximum	270 W
Current	
continuous current / rated value / maximum	2 500 A
continuous current / rated value	2 500 A
adjustable pick-up value current	
• of the current-dependent overload release / full-scale value	2 500 A
• of instantaneous short-circuit trip unit / initial value	50 000 A
• of instantaneous short-circuit trip unit / full-scale value	50 000 A
Main circuit	
operating frequency	
• 1 / rated value	50 Hz
• 2 / rated value	60 Hz
operating current	
• at 40 °C / rated value	2 500 A
• at 50 °C / rated value	2 500 A
• at 55 °C / rated value	2 500 A
• at 60 °C / rated value	2 500 A
• at 65 °C / rated value	2 500 A
• at 70 °C / rated value	2 280 A

Auxiliary circuit	
number of NC contacts / for auxiliary contacts	2
number of NO contacts / for auxiliary contacts	2
Suitability	
suitability for use	Plant / motor protection
Adjustable parameters	
adjustable pick-up value current / of the current-dependent overload release / initial value	1 000 A
Product details	
product component	
<ul style="list-style-type: none"> • trip indicator • voltage trigger • undervoltage release 	Yes No No
design of the auxiliary switch	2 NO + 2 NC
product extension / optional / motor drive	Yes
Product function	
product function	
<ul style="list-style-type: none"> • ground fault protection • phase failure detection 	No Yes
Display and operation	
display version	without display
Short circuit	
operational short-circuit current breaking capacity (Ics)	
<ul style="list-style-type: none"> • at 415 V / rated value • at 500 V / rated value • at 690 V / rated value 	66 kA 66 kA 50 kA
maximum short-circuit current breaking capacity (Icu)	
<ul style="list-style-type: none"> • at 415 V / rated value • at 500 V / rated value • at 690 V / rated value 	66 kA 66 kA 50 kA
Connections	
arrangement of electrical connectors / for main current circuit	Main connection rear side horizontal
type of electrical connection / for main current circuit	busbar connection
Mechanical Design	
height	440.5 mm
width	460 mm
depth	337 mm





mounting type	fixed mounting
---------------	----------------




Environmental conditions

ambient temperature / during operation	
<ul style="list-style-type: none"> • minimum • maximum 	<p>-20 °C</p> <p>70 °C</p>
ambient temperature / during storage	
<ul style="list-style-type: none"> • minimum • maximum 	<p>-40 °C</p> <p>70 °C</p>

Certificates

reference code	
<ul style="list-style-type: none"> • acc. to DIN EN 61346-2 • acc. to DIN EN 81346-2 	<p>Q</p> <p>Q</p>

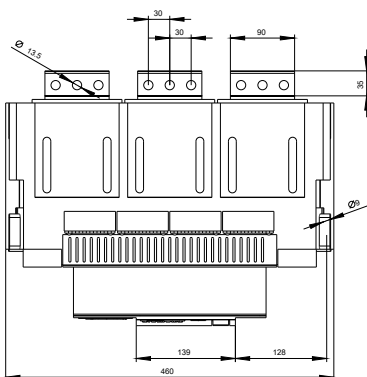
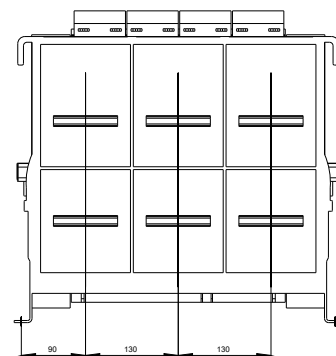
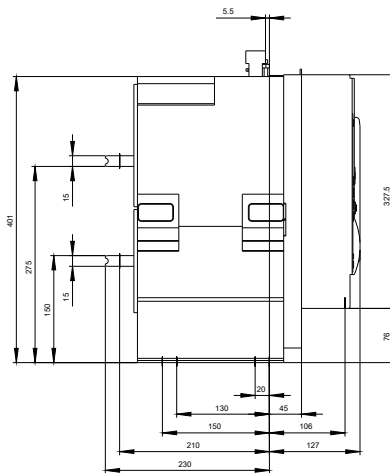
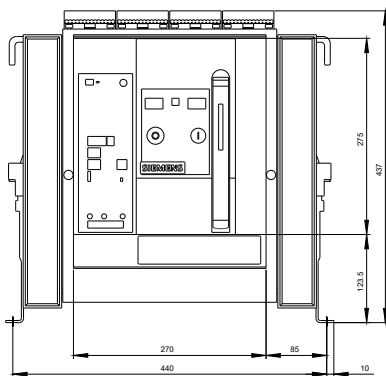
General Product Approval	Declaration of Conformity	Test Certificates	Shipping Approval
 CCC	 VDE	 EG-Konf.	<p>Miscellaneous</p> <p>Special Test Certificate</p>  ABS

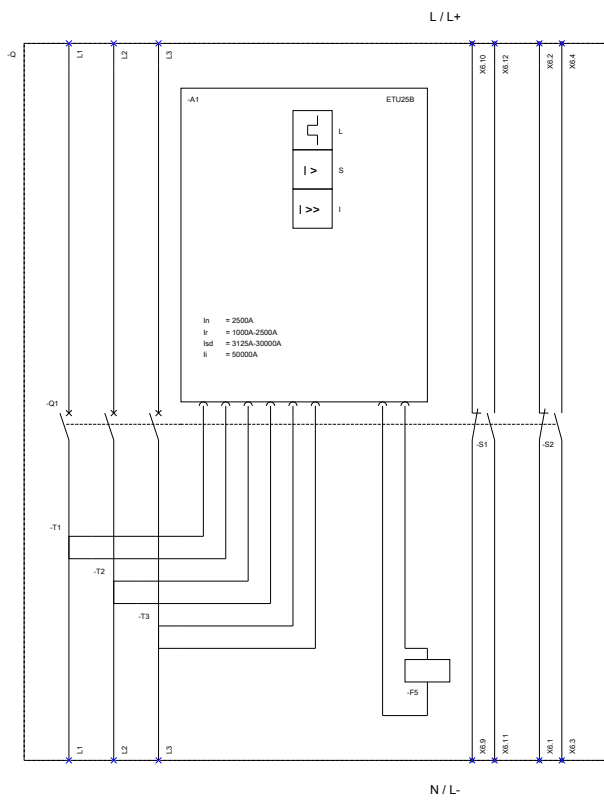
Shipping Approval	other
 BUREAU VERITAS	 LRS
 RMRS	<p>CCS / China Classification Society</p> <p>Environmental Confirmations</p> <p>Manufacturer Declaration</p>

other
<p>Confirmation</p> <p>Miscellaneous</p>

Further information

- Industry Mall (Online ordering system)**
<https://mall.industry.siemens.com/mall/en/en/Catalog/product?mlfb=3WL1225-2CB32-1AA2>
- Service&Support (Manuals, Certificates, Characteristics, FAQs,...)**
<https://support.industry.siemens.com/cs/ww/en/ps/3WL1225-2CB32-1AA2>
- Image database (product images, 2D dimension drawings, 3D models, device circuit diagrams, ...)**
http://www.automation.siemens.com/bilddb/cax_en.aspx?mlfb=3WL1225-2CB32-1AA2
- CAX-Online-Generator**
<http://www.siemens.com/cax>
- Tender specifications**
<http://www.siemens.com/specifications>





L (Long Time Delay / Überlastschutz); S (Short Time Delay / Kurzschlusschutz, kurzzeitverzögert);
 I (Instantaneous / Kurzschlusschutz, unverzögert); F5 (Maglatch for trip unit / Auslösemagnet);
 S1 - S8 (Auxiliary switch / Hilfsschalter);

last modified:

10/01/2020