



CE
0102



Model Number

FJ7-N

Features

- 7 mm flush

Technical Data

General specifications

Switching function	Normally closed (NC)
Output type	NAMUR
Rated operating distance	s_n 7 mm
Installation	flush
Assured operating distance	s_a 0 ... 5.67 mm
Reduction factor r_{AI}	0.4
Reduction factor r_{Cu}	0.3
Reduction factor r_{304}	0.85
Output type	2-wire

Nominal ratings

Nominal voltage	U_o	8.2 V (R_i approx. 1 k Ω)
Operating voltage	U_B	5 ... 25 V
Switching frequency	f	0 ... 200 Hz
Hysteresis	H	typ. %

Current consumption

Measuring plate not detected	≥ 3 mA at nominal voltage
Measuring plate detected	≤ 1 mA at nominal voltage
Switching state indicator	LED, yellow

Functional safety related parameters

MTTF _d	4080 a
Mission Time (T_M)	20 a
Diagnostic Coverage (DC)	0 %

Ambient conditions

Ambient temperature	-25 ... 100 °C (-13 ... 212 °F)
---------------------	---------------------------------

Mechanical specifications

Connection type	cable PUR , 2 m
Core cross-section	0.34 mm ²
Housing material	brass, zinc plated
Sensing face	POM
Degree of protection	IP67
Cable	
Bending radius	> 10 x cable diameter

General information

Use in the hazardous area	see instruction manuals
---------------------------	-------------------------

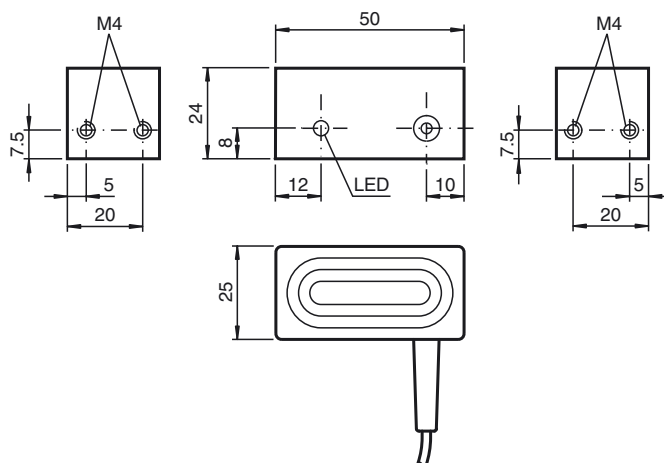
Compliance with standards and directives

Standard conformity	
NAMUR	EN 60947-5-6:2000
Standards	EN 60947-5-2:2007 EN 60947-5-2/A1:2012 IEC 60947-5-2:2007 IEC 60947-5-2 AMD 1:2012

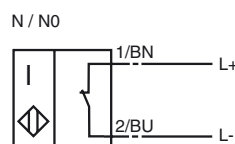
Approvals and certificates

FM approval	
Control drawing	116-0165
CCC approval	CCC approval / marking not required for products rated ≤ 36 V



Dimensions



Electrical Connection



Data for application in connection with hazardous areas

Equipment protection level		Gb , Gc (ic) , Mb
Equipment protection level Gb		
Type of protection		intrinsic safety
CE marking		 0102
Certificates		
Appropriate type		FJ7-N...
ATEX certificate		PTB 00 ATEX 2032 X
ATEX marking		 II 2G Ex ia IIC T6...T1 Gb
Standards		EN 60079-0:2012+A11:2013 , EN 60079-11:2012
IECEX certificate		IECEX PTB 11.0021X
IECEX marking		Ex ia IIC T6...T1 Gb
Standards		IEC 60079-0:2011 , IEC 60079-11:2011
Effective internal capacitance	C_i	≤ 65 nF A cable length of 10 m is considered.
Effective internal inductance	L_i	≤ 220 μH A cable length of 10 m is considered.
Maximum permissible ambient temperature T_{amb}		Also observe the maximum permissible ambient temperature stated in the general technical data. Keep to the lower of the two values. at $U_i = 16\text{ V}$, $I_i = 25\text{ mA}$, $P_i = 34\text{ mW}$, T6 : 73 °C (163.4 °F) T5 : 88 °C (190.4 °F) T4 : 100 °C (212 °F) T3 : 100 °C (212 °F) T2 : 100 °C (212 °F) T1 : 100 °C (212 °F) at $U_i = 16\text{ V}$, $I_i = 25\text{ mA}$, $P_i = 64\text{ mW}$, T6 : 73 °C (163.4 °F) T5 : 88 °C (190.4 °F) T4 : 100 °C (212 °F) T3 : 100 °C (212 °F) T2 : 100 °C (212 °F) T1 : 100 °C (212 °F) at $U_i = 16\text{ V}$, $I_i = 52\text{ mA}$, $P_i = 169\text{ mW}$, T6 : 62 °C (143.6 °F) T5 : 77 °C (170.6 °F) T4 : 81 °C (177.8 °F) T3 : 81 °C (177.8 °F) T2 : 81 °C (177.8 °F) T1 : 81 °C (177.8 °F) at $U_i = 16\text{ V}$, $I_i = 76\text{ mA}$, $P_i = 242\text{ mW}$, T6 : 54 °C (129.2 °F) T5 : 63 °C (145.4 °F) T4 : 63 °C (145.4 °F) T3 : 63 °C (145.4 °F) T2 : 63 °C (145.4 °F) T1 : 63 °C (145.4 °F)

Release date: 2019-05-15 17:04 Date of issue: 2019-05-15 306134_eng.xml

Equipment protection level Gc (ic)

Type of protection	intrinsic safety	
CE marking	CE	
Certificates		
ATEX certificate	PF 13 CERT 2895 X	
ATEX marking	Ⓔ II 3G Ex ic IIC T6...T1 Gc	
Standards	EN 60079-0:2012+A11:2013 , EN 60079-11:2012	
Effective internal capacitance	C_i	≤ 65 nF A cable length of 10 m is considered.
Effective internal inductance	L_i	≤ 220 μH A cable length of 10 m is considered.
Maximum permissible ambient temperature T_{amb}	Also observe the maximum permissible ambient temperature stated in the general technical data. Keep to the lower of the two values. at $U_i = 20\text{ V}$, $I_i = 25\text{ mA}$, $P_i = 34\text{ mW}$, T6 : 73 °C (163.4 °F) T5 : 88 °C (190.4 °F) T4 : 100 °C (212 °F) T3 : 100 °C (212 °F) T2 : 100 °C (212 °F) T1 : 100 °C (212 °F) at $U_i = 20\text{ V}$, $I_i = 25\text{ mA}$, $P_i = 64\text{ mW}$, T6 : 73 °C (163.4 °F) T5 : 88 °C (190.4 °F) T4 : 100 °C (212 °F) T3 : 100 °C (212 °F) T2 : 100 °C (212 °F) T1 : 100 °C (212 °F) at $U_i = 20\text{ V}$, $I_i = 52\text{ mA}$, $P_i = 169\text{ mW}$, T6 : 62 °C (143.6 °F) T5 : 77 °C (170.6 °F) T4 : 81 °C (177.8 °F) T3 : 81 °C (177.8 °F) T2 : 81 °C (177.8 °F) T1 : 81 °C (177.8 °F) at $U_i = 20\text{ V}$, $I_i = 76\text{ mA}$, $P_i = 242\text{ mW}$, T6 : 54 °C (129.2 °F) T5 : 63 °C (145.4 °F) T4 : 63 °C (145.4 °F) T3 : 63 °C (145.4 °F) T2 : 63 °C (145.4 °F) T1 : 63 °C (145.4 °F)	

Equipment protection level Mb

Type of protection	intrinsic safety	
Certificates		
Appropriate type	FJ7-N...	
IECEX certificate	IECEX PTB 11.0021X	
IECEX marking	Ex ia I Mb	
Standards	IEC 60079-0:2011 , IEC 60079-11:2011	
Effective internal capacitance	C_i	≤ 65 nF A cable length of 10 m is considered.
Effective internal inductance	L_i	≤ 220 μH A cable length of 10 m is considered.
Maximum permissible ambient temperature T_{amb}	Also observe the maximum permissible ambient temperature stated in the general technical data. Keep to the lower of the two values. at $U_i = 16\text{ V}$, $I_i = 25\text{ mA}$, $P_i = 34\text{ mW}$: 100 °C (212 °F) at $U_i = 16\text{ V}$, $I_i = 25\text{ mA}$, $P_i = 64\text{ mW}$: 100 °C (212 °F) at $U_i = 16\text{ V}$, $I_i = 52\text{ mA}$, $P_i = 169\text{ mW}$: 81 °C (177.8 °F) at $U_i = 16\text{ V}$, $I_i = 76\text{ mA}$, $P_i = 242\text{ mW}$: 63 °C (145.4 °F)	