



Main

Range of product	Modicon M171/M172
Product or component type	Programmable controllers
Product specific application	HVAC control
Variant	Programmable
Total inputs/outputs	28
Discrete input number	8
Discrete output number	1 for relay outputs SPDT with independent common 3 for relay outputs SPST with same common 2 for relay outputs SPST with same common 2 for relay outputs SPST with independent common
Discrete output current	3 A for relay SPDT 3 A for relay SPST
Analogue input number	8 configurable by pair
Analogue output number	2 voltage, range: 0...10 V 2 voltage/current, range: 4...20 mA or 0...10 V or PWM (2 kHz)

Complementary

Number of port	1 CAN port - screw terminal block 1 USB type mini B - USB device port Mini-B 2 RS485 - screw terminal block (Modbus serial link or BACnet MS/TP)
Input/Output number	8 digital input(s) 8 analog input(s) 4 analog output(s) 8 digital output(s)
Discrete input logic	Sink or source (positive/negative)
Discrete input voltage	24 V AC/DC
Discrete input current	2.5 mA
Input impedance	20 kOhm
Analogue input type	impedance 0...1500 hOhm - resolution: 1 hOhm at 10 kOhm impedance 0...300 daOhm - resolution: 1 daOhm at 2 kOhm NTC 103AT-2 Beta 3435 temperature probe - 50...110 °C - resolution: 0.1 °C at 10 kOhm voltage 0...10 V - resolution: 1 digit at > 10 kOhm NTC NK103 Beta 3977 temperature probe - 40...137 °C - resolution: 0.1 °C at 10 kOhm (extended)

current 0...20 mA/4...20 mA - resolution: 1 digit at < 150 Ohm
 PTC temperature probe - 55...150 °C - resolution: 0.1 °C at 2 kOhm
 voltage 0...5 V - resolution: 1 digit at > 20 kOhm (absolute or ratiometric)
 Pt 1000 temperature probe - 200...850 °C - resolution: 0.1 °C at 2 kOhm
 direct input at > 10 kOhm

Measurement accuracy	NTC NK103 Beta 3977 -40...+110 °C +/- 1 °C NTC NK103 Beta 3977 110...137 °C +/- 1.9 °C NTC 103AT-2 Beta 3435 - 50...110 °C +/- 1 °C PTC -55...155 °C +/- 1.1 °C Pt 1000 -200...-100 °C +/- 10 °C Pt 1000 -100...-50 °C +/- 2.5 °C Pt 1000 -50...100 °C +/- 1.5 °C Pt 1000 100...400 °C +/- 2.4 °C Pt 1000 400...850 °C +/- 10 °C 0...20 mA 0...4 mA +/- 2 % of full scale +/- 1 digit 0...20 mA 4...20 mA +/- 1 % of full scale +/- 1 digit 4...20 mA +/- 1 % of full scale +/- 1 digit 0...10 V +/- 1 % of full scale +/- 1 digit 0...5 V +/- 1 % of full scale +/- 1 digit HOhm 0...1500 hOhm +/- 8.5 hOhm DaOhm 0...300 daOhm +/- 2.5 daOhm
Sensor power supply	5 V DC at 50 mA supplied by the controller 24 V DC at 150 mA supplied by the controller
[Us] rated supply voltage	24 V +/- 10 % AC 20...38 V DC
Power consumption in W	12 W at 24 V AC/DC
Realtime clock	Built-in clock, clock drift <= 30 s/month at -20...65 °C
Display type	Without display
Overvoltage category	II
Local signalling	1 LED (red)programmable: 1 LED (yellow)programmable: 1 LED (green)programmable: 1 LED (green)power:
Mounting support	DIN rail Panel mounting with accessory
Width	144 mm
Height	110 mm
Depth	60.5 mm
Product weight	0.3 kg

Environment

Directives	1907/2006/EC - REACH directive 2014/30/EU - electromagnetic compatibility 2014/35/EU - low voltage directive 2011/65/EU - RoHS directive
Standards	CAN/CSA-E60730-1 CSA E60730-2-9 EN 60068-2-27 EN 60068-2-6 Fc EN 60730-1 EN 60730-2-9 UL 60730-1 UL 60730-2-9 IEC 61000-4-2 IEC 61000-4-3 IEC 61000-4-4 IEC 61000-4-5 IEC 61000-4-6 IEC 61000-4-11
Product certifications	EAC CE CURus CSA RCM
Ambient air temperature for operation	-20...65 °C conforming to UL 60730-1 -20...60 °C horizontal conforming to UL 60730-1
Ambient air temperature for storage	-30...70 °C

Relative humidity	5...95 % non-condensing
IP degree of protection	IP20
Pollution degree	2

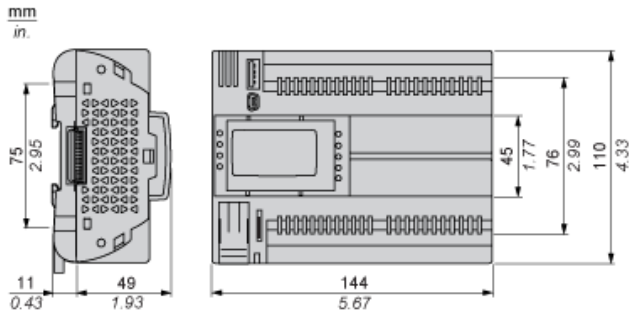
Offer Sustainability

Sustainable offer status	Green Premium product
EU RoHS Directive	Pro-active compliance (Product out of EU RoHS legal scope) EU RoHS Declaration
Mercury free	Yes
RoHS exemption information	Yes
China RoHS Regulation	China RoHS declaration
Environmental Disclosure	Product Environmental Profile
Circularity Profile	End of Life Information
WEEE	The product must be disposed on European Union markets following specific waste collection and never end up in rubbish bins

Contractual warranty

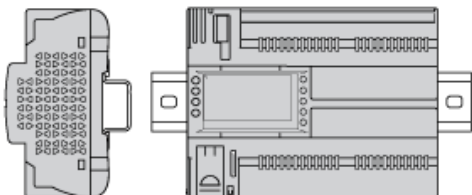
Warranty	18 months
----------	-----------

Dimensions



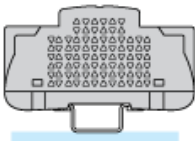
Mounting Positions

Correct Mounting Position

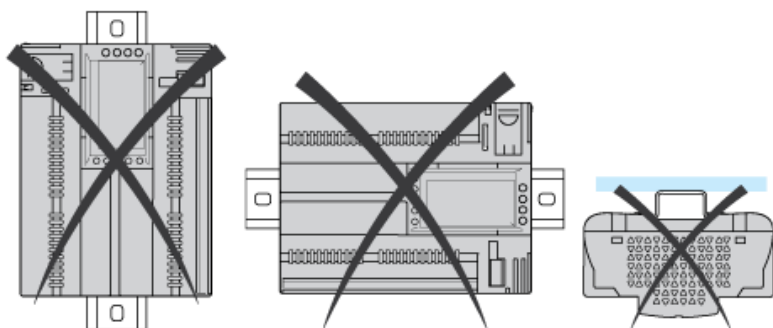


Acceptable Mounting Position

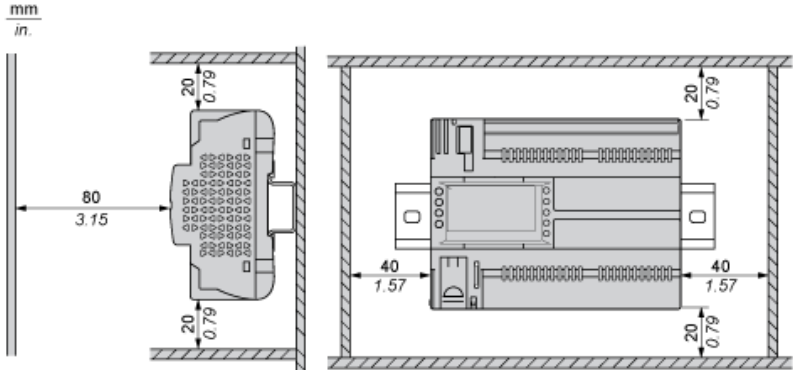
Controller can be mounted horizontally upward with a temperature derating (maximum ambient temperature: 60 °C (140 °F)).



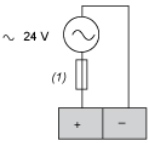
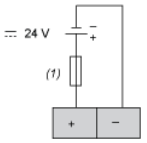
Incorrect Mounting Position



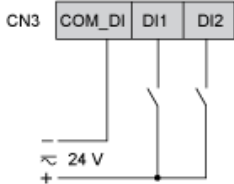
Clearance



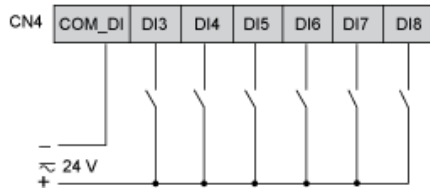
Power Supply

24 Vac	24 Vdc
	

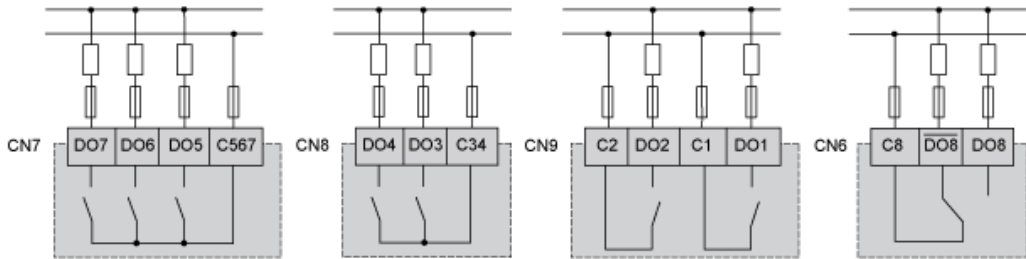
CN3 Fast Digital Inputs



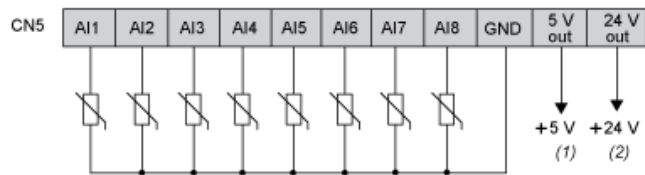
CN4 Digital Inputs



CN7, CN8, CN9, CN6 High Voltage Relay SPST Digital Output



CN5 Analog Inputs



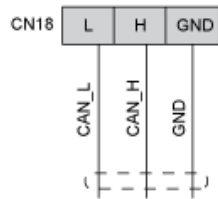
- (1) Max. current : 50 mA.
- (2) Max. current : 150 mA.

CN2 Analog Outputs



AO3, AO4 can be used also as PWM generator, up to 2kHz.

CN18 CAN Expansion Bus Port



CN19, CN1 CAN Expansion Bus Port

