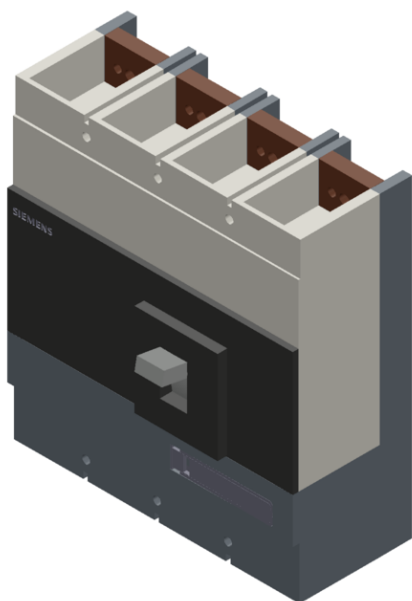


circuit breaker VL630N standard breaking capacity $I_{cu}=55kA$, 415V AC 4-pole, line protection trip unit TM, $I_n=630A$, rated current $I_R=500...630A$, overload protection, $I_l=3250...6500A$, short-circuit protection N unprotected without auxiliary release without auxiliary/alarm switch



| Model | |
|---|-------|
| Type of the driving mechanism / motor drive | No |
| Design of the overcurrent release | TM |
| General technical data | |
| Number of poles | 4 |
| Size of the circuit-breaker | 3VL5 |
| Electrical endurance (switching cycles) / typical | 5 000 |

| | |
|--|--------|
| Usage category | A |
| Performance class for circuit breaker | N |
| Mechanical service life (switching cycles) / typical | 10 000 |
| Reference code / acc. to DIN 40719 extended according to IEC 204-2 / acc. to IEC 750 | Q |
| Operating frequency / maximum | 60 1/s |

Voltage

| | |
|---|-------|
| Rated operational voltage U _e / max. | 690 V |
| Insulation voltage | |
| • rated value | 800 V |
| • at AC / rated value | 800 V |
| Surge voltage resistance / rated value | 8 kV |

Protection class

| | |
|--|------|
| Protection class IP | IP20 |
| Protective function of the overcurrent release | LI |

Electricity

| | |
|--|---------|
| Operating current / at 45 °C / rated value | 630 A |
| Continuous current / rated value | 630 A |
| Derating temperature / for the rated value of the continuous current | 50 °C |
| Adjustable pick-up value current | |
| • of the current-dependent overload release / Full-scale value | 630 A |
| • of instantaneous short-circuit trip unit / initial value | 3 150 A |
| • of instantaneous short-circuit trip unit / Full-scale value | 6 300 A |

Main circuit

| | |
|---|---------|
| Operating frequency | |
| • 1 / rated value | 50 Hz |
| • 2 / rated value | 60 Hz |
| Operating voltage | |
| • rated value / maximum | 690 V |
| • for main current circuit / at AC / at 50 Hz / maximum | 690 V |
| • for main current circuit / at AC / at 60 Hz / maximum | 690 V |
| Operating current | |
| • at 40 °C / rated value | 630 A |
| • at 50 °C / rated value | 630 A |
| • at 55 °C / rated value | 585.9 A |
| • at 60 °C / rated value | 585.9 A |

- at 65 °C / rated value 541.8 A
- at 70 °C / rated value 541.8 A

Auxiliary circuit

| | |
|--|---|
| Number of CO contacts / for auxiliary contacts | 0 |
| Number of NC contacts / for auxiliary contacts | 0 |
| Number of NO contacts / for auxiliary contacts | 0 |

Suitability

| | |
|---------------------|-------------------|
| Suitability for use | system protection |
|---------------------|-------------------|

Adjustable parameters

| | |
|--|-------|
| Adjustable pick-up value current / of the current-dependent overload release / initial value | 504 A |
|--|-------|

Product details

| | |
|---|-----|
| Product component | |
| • Trip indicator | No |
| • Auxiliary switch | No |
| • Voltage trigger | No |
| • undervoltage release | No |
| • undervoltage release with leading contact | No |
| Product extension / optional / motor drive | Yes |

Product function

| | |
|---|------------|
| Product function | |
| • of thermal overload trip unit | adjustable |
| • Ground fault protection | No |
| • for neutral conductors / Short-circuit and overload proof | No |
| • Overload protection | Yes |

Short circuit

| | |
|---|-------|
| Operational short-circuit current breaking capacity (Ics) | |
| • at 240 V / rated value | 65 kA |
| • at 415 V / rated value | 55 kA |
| • at 500 V / rated value | 20 kA |
| • at 690 V / rated value | 10 kA |
| Maximum short-circuit current breaking capacity (Icu) | |
| • at 240 V / rated value | 65 kA |
| • at 415 V / rated value | 55 kA |
| • at 440 V / rated value | 35 kA |
| • at 480 V / acc. to NEMA / rated value | 25 kA |
| • at 500 V / rated value | 25 kA |
| • at 600 V / acc. to NEMA / rated value | 20 kA |

- at 690 V / rated value

20 kA

Connections

| | |
|---|------------------------------|
| Arrangement of electrical connectors / for main current circuit | front side |
| Type of connectable conductor cross-sections | |
| <ul style="list-style-type: none"> • for auxiliary contacts / solid | 0.75 ... 1.5 mm ² |
| <ul style="list-style-type: none"> • for auxiliary contacts / finely stranded / with core end processing | 0,75 ... 1.0 mm ² |
| Type of electrical connection / for main current circuit | screw-type terminals |


Mechanical Design




| | |
|---------------|----------------|
| Height | 279.5 mm |
| Width | 253.5 mm |
| Depth | 138.5 mm |
| Mounting type | fixed mounting |

Environmental conditions

| | |
|--|--------|
| Ambient temperature | |
| <ul style="list-style-type: none"> • during operation / minimum | 0 °C |
| <ul style="list-style-type: none"> • during operation / maximum | 70 °C |
| <ul style="list-style-type: none"> • during storage / minimum | -40 °C |
| <ul style="list-style-type: none"> • during storage / maximum | 80 °C |

Certificates

| | |
|---|--------------------------------------|
| Certificate of suitability | IEC, standard switching capacity (N) |
| Reference code | |
| <ul style="list-style-type: none"> • acc. to DIN EN 61346-2 | Q |
| <p>Waste electronic equipment must not be disposed as unsorted municipal waste, e.g. household waste. For disposing the waste electronic equipment it is necessary to observe the current local national/international regulations.</p>  | |

| General Product Approval | | EMC | Declaration of Conformity | Test Certificates |
|--|-------------------------------|---------------------|---|---|
|  CCC | Miscellaneous | TSE |  C-Tick |  EG-Konf. |
| | | | | Special Test Certificate |

| Shipping Approval | | | | | |
|--|---|--|--|---|---|
|  ABS |  BUREAU VERITAS |  LRS |  PRS |  RINA |  RMRS |

| other | | |
|-------------------------------|------------------------------|---|
| Miscellaneous | Confirmation | Environmental Confirmations |

Further information

Information- and Downloadcenter (Catalogs, Brochures,...)

<http://www.siemens.com/lowvoltage/catalogs>

Industry Mall (Online ordering system)

<https://mall.industry.siemens.com/mall/en/en/Catalog/product?mlfb=3VL5763-1EJ46-0AA0>

Service&Support (Manuals, Certificates, Characteristics, FAQs,...)

<https://support.industry.siemens.com/cs/ww/en/ps/3VL5763-1EJ46-0AA0>

Image database (product images, 2D dimension drawings, 3D models, device circuit diagrams, ...)

http://www.automation.siemens.com/bilddb/cax_en.aspx?mlfb=3VL5763-1EJ46-0AA0

CAX-Online-Generator

<http://www.siemens.com/cax>

Tender specifications

<http://www.siemens.com/specifications>