
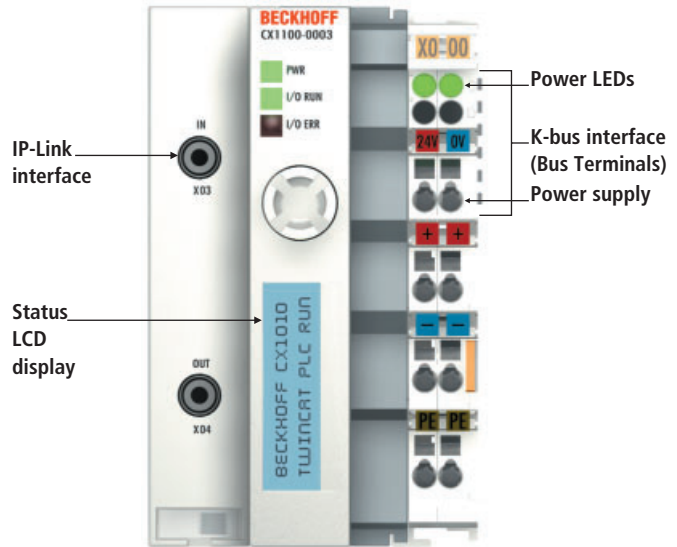




Power supply



Power supply with K-bus interface

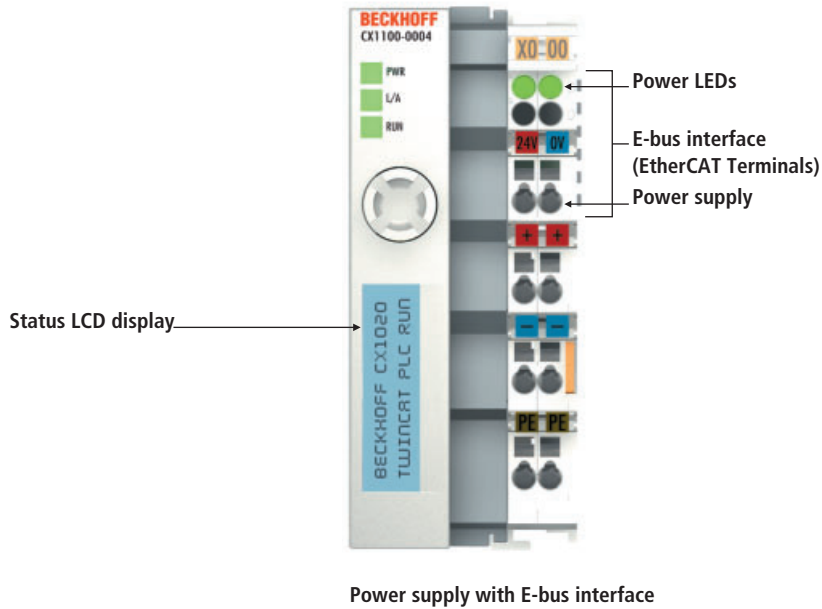


Power supply with K-bus/IP-Link interface

CX1100-000x | Power supply units and I/O interfaces for CX1010/CX1020

One of four power supply modules can be selected for CX1010/CX1020 systems. The power supply of all other system components is ensured via the internal PC/104 bus; no separate supply lines are required. However, the CX1100 components offer further important characteristics that go beyond a pure power supply: an integrated NOVRAM enables the fail-safe storage of process data, an LC display with two lines of 16 characters each is used for displaying system and user messages. Local I/O signals are connected via the CX1100-0002 power supply variant, to which all Beckhoff Bus Terminals (KLxxxx) can be connected, or via CX1100-0003, which in addition to the Bus Terminals enables the connection of

Technical data	CX1100-0001	CX1100-0002	CX1100-0003
Power supply	24 V DC (-15 %/+20 %)		
Dielectric strength	500 V _{rms} (supply/internal electronics)		
E-bus connection	–		
K-bus connection	–	yes (adapter terminal)	yes (adapter terminal)
IP-Link connection	–	–	yes
Supply current K-bus	–	2 A	2 A
Type of connection	1 x open pluggable connector, 5-pin	Cage Clamp® (adapter terminal)	Cage Clamp® (adapter terminal)
NOVRAM	8 kbytes		
Display	FSTN display 2 lines x 16 characters of text, illuminated		
I/O-DPRAM	–	4 kbytes	4 kbytes
Diagnostics LED	1 x PWR	1 x PWR, 1 x I/O Run, 1 x I/O Err	1 x PWR, 1 x I/O Run, 1 x I/O Err
Max. power consumption	2.5 W	3.5 W	4 W
Dimensions (W x H x D)	45 mm x 100 mm x 91 mm	39 mm x 100 mm x 91 mm	58 mm x 100 mm x 91 mm
Weight	approx. 180 g	approx. 200 g	approx. 265 g
Operating/storage temperature	0...+55 °C/-25...+85 °C		
Relative humidity	95 %, no condensation		
Vibration/shock resistance	conforms to EN 60068-2-6/EN 60068-2-27/29		
EMC immunity/emission	conforms to EN 61000-6-2/EN 61000-6-4		
Protection class	IP 20		
Further information	www.beckhoff.com/CX1100-0001		



Extension Box IExxxx type Beckhoff Fieldbus Box modules. The option to connect Bus Terminals or Fieldbus Box modules creates a control system with a very variable, expandable I/O level with large signal variety. The I/O data are stored in a DPRAM, which is accessible by the CPU via the system bus. All EtherCAT Terminals (ELxxxx) can be connected via the CX1100-0004 power supply unit. With the CX1100-0004 the I/O data are stored directly in the main memory of the CPU; a DPRAM is no longer required. The power supplies of the CX system can be changed in the field.

Technical data	CX1100-0004
Power supply	24 V DC (-15 %/+20 %)
Dielectric strength	500 V _{rms} (supply/internal electronics)
E-bus connection	yes (adapter terminal)
K-bus connection	–
IP-Link connection	–
E-bus power supply	2 A
Type of connection	Cage Clamp® (adapter terminal)
NOVRAM	8 kbytes
Display	FSTN display 2 lines x 16 characters of text, illuminated
I/O-DPRAM	–
Diagnostics LED	1 x PWR, 1 x L/A, 1 x Run
Max. power consumption	3.5 W
Dimensions (W x H x D)	39 mm x 100 mm x 91 mm
Weight	approx. 205 g
Operating/storage temperature	0...+55 °C/-25...+85 °C
Relative humidity	95 %, no condensation
Vibration/shock resistance	conforms to EN 60068-2-6/EN 60068-2-27/29
EMC immunity/emission	conforms to EN 61000-6-2/EN 61000-6-4
Protection class	IP 20
Further information	www.beckhoff.com/CX1100-0004

Bus Terminals see [474](#) , EtherCAT Terminals see [703](#) , Fieldbus Box modules see [864](#)