

FIXED-MOUNTED CIRCUIT BREAKER 3-POLE, SIZE I, IEC IN=1250A TO 690V, AC50/60HZ ICU=55KA AT 500V FRNT.CONN. TOP/BOT. DUAL-HOLE

Model		
product brandname		SENTRON
Product designation		ACB
Design of the operating mechanism		Pushbutton
Type of the driving mechanism		Manual/motorized operating mechanism with mechanical and electrical closing
Type of the driving mechanism / motor drive		Yes
Design of the overcurrent release		ETU15B

General technical data		
Number of poles		3
Size of the circuit-breaker		1
Electrical endurance (switching cycles) / typical		20 000
Usage category		B
circuit-breaker / Design		3WL1112
Mechanical service life (switching cycles) / typical		20 000

Voltage		
Rated insulation voltage Ui	V	1 000

Protection class		
Protection class IP		IP20
Protective function of the overcurrent release		LI

Dissipation		
<b>Power loss [W]</b>		
<ul style="list-style-type: none"> <li>for rated value of the current / at AC / in hot operating state / per pole</li> </ul>	W	35
<ul style="list-style-type: none"> <li>maximum</li> </ul>	W	105

Electricity		
Continuous current / rated value	A	1 250
<b>Adjustable pick-up value current</b>		
<ul style="list-style-type: none"> <li>of instantaneous short-circuit trip unit / initial value</li> </ul>	A	2 500
<ul style="list-style-type: none"> <li>of instantaneous short-circuit trip unit / Full-scale value</li> </ul>	A	10 000
<b>Short-time current resistance (Icw)</b>		
<ul style="list-style-type: none"> <li>limited to 0.5 s / rated value</li> </ul>	kA	55

- limited to 1 s / rated value
- limited to 2 s / rated value
- limited to 3 s / rated value

kA	42
kA	29.5
kA	24

### Main circuit

<b>Operating frequency</b>		
• 1 / rated value	Hz	50
• 2 / rated value	Hz	60
<b>Operating voltage</b>		
• at AC / at 50/60 Hz / rated value	V	690
<b>Operating current</b>		
• at 40 °C / rated value	A	1 250
• at 50 °C / rated value	A	1 250
• at 55 °C / rated value	A	1 250
• at 60 °C / rated value	A	1 250
• at 65 °C / rated value	A	1 250
• at 70 °C / rated value	A	1 210

### Suitability

<b>Suitability for use</b>		system protection
----------------------------	--	-------------------

### Product details

<b>Product component</b>		
• Trip indicator		Yes
• Voltage trigger		No
• undervoltage release		Yes
Product extension / optional / motor drive		No

### Product function

<b>Product function</b>		
• Ground fault protection		No

### Display and operation

<b>Display version</b>		without display
------------------------	--	-----------------

### Short circuit

<b>Operational short-circuit current breaking capacity (Ics)</b>		
• at 415 V / rated value	kA	55
• at 500 V / rated value	kA	55
• at 690 V / rated value	kA	42
<b>Maximum short-circuit current breaking capacity (Icu)</b>		
• at 415 V / rated value	kA	55
• at 500 V / rated value	kA	55
• at 690 V / rated value	kA	42

## Connections

Arrangement of electrical connectors / for main current circuit		Main connection top front/bottom double hole
Type of electrical connection / for main current circuit		busbar connection

## Mechanical Design





Height	mm	541
Width	mm	320
Depth	mm	374
Mounting type		fixed mounting

## Environmental conditions

<b>Ambient temperature</b>		
• during operation / minimum	°C	-20
• during operation / maximum	°C	70
• during storage / minimum	°C	-40
• during storage / maximum	°C	70

## Certificates

<b>Equipment marking</b>		
• acc. to DIN EN 61346-2		Q
• acc. to DIN EN 81346-2		Q

General Product Approval	Declaration of Conformity	Test Certificates	Shipping Approval
 CCC	 VDE	 EG-Konf.	 ABS

[sonstig](#)

[spezielle Prüfbescheinigung](#)  
[n](#)

## Shipping Approval



## other

[Umweltbestätigung](#)

[sonstig](#)

## Further information

Industry Mall (Online ordering system)

[https://mall.industry.siemens.com/mall/en/en/Catalog/product?mlfb=3WL1112-2BB34-4AN2-Z\\_C22+F31](https://mall.industry.siemens.com/mall/en/en/Catalog/product?mlfb=3WL1112-2BB34-4AN2-Z_C22+F31)

**Service&Support (Manuals, Certificates, Characteristics, FAQs,...)**

<http://support.automation.siemens.com/WW/view/en/3WL1112-2BB34-4AN2-Z C22+F31/all>

**Image database (product images, 2D dimension drawings, 3D models, device circuit diagrams, ...)**

[http://www.automation.siemens.com/bilddb/cax\\_en.aspx?mlfb=3WL1112-2BB34-4AN2-Z C22+F31](http://www.automation.siemens.com/bilddb/cax_en.aspx?mlfb=3WL1112-2BB34-4AN2-Z C22+F31)

**CAX-Online-Generator**

<http://www.siemens.com/cax>

**Tender specifications**

<http://www.siemens.com/specifications>

last modified:

02/28/2017