



Separation amplifier with Manual-Auto switch 24-240 V AC/DC, 3-way separation input: 0-10 V, 0/4-20 mA output: 0-10 V, 0/4-20 mA Spring-type terminal (push-in)

product brand name	SIRIUS
product category	Signal converter
product designation	multi-range converters
design of the product	active, switchable, with manual/automatic switching and setting potentiometer
product type designation	3RS70
General technical data	
display version LED	Yes
number of channels	1
consumed active power	0.5 W
insulation voltage for overvoltage category III according to IEC 60664 with degree of pollution 3 rated value	300 V
surge voltage resistance rated value	4 000 V
protection class IP	IP20
shock resistance according to IEC 60068-2-27	sinusoidal half-wave 15g / 11 ms
reference code according to IEC 81346-2	T
Substance Prohibitance (Date)	03/25/2015
Supply voltage	
supply voltage at AC	
• at 50 Hz rated value	24 ... 240 V
• at 60 Hz rated value	24 ... 240 V
supply voltage at DC rated value	24 ... 240 V
supply voltage frequency rated value	60 ... 50 Hz
operating range factor supply voltage rated value	
• at AC at 50 Hz	0.8 ... 1.1
• at AC at 60 Hz	0.8 ... 1.1
• at DC	0.8 ... 1.1
Precision	
relative metering precision	0.1 %
relative linearity deviation	0.05 %
temperature drift per °C	0.015 %/°C
voltage ripple maximum	20 mV
limit frequency	30 Hz
settling time for 1 % deviation	17 ms
rise time	6 ms
Main circuit	
type of voltage	AC/DC
Inputs/ Outputs	
input voltage maximum	30 V
property of the output short-circuit proof	Yes
type of signal at input	0 ... 10 V, 0 ... 20 mA, 4 ... 20 mA

type of signal at output	0 ... 10 V, 0 ... 20 mA, 4 ... 20 mA
input impedance of current input maximum	100 Ω
input impedance of voltage input minimum	330 kΩ
output load	
• at voltage output minimum	2 kΩ
• at the current output maximum	500 Ω
Electromagnetic compatibility	
EMC emitted interference according to IEC 60947-1	Environment B
EMC immunity according to IEC 60947-1	corresponds to degree of severity 3
conducted interference	
• due to burst according to IEC 61000-4-4	1 kV 5/50 ns
• due to conductor-conductor surge according to IEC 61000-4-5	1 kV
field-based interference according to IEC 61000-4-3	10 V/m
electrostatic discharge according to IEC 61000-4-2	6 kV contact discharge / 8 kV air discharge
Galvanic isolation	
design of the electrical isolation	3 paths
galvanic isolation	
• between input and output	Yes
• between the outputs	No
• between the inputs	No
• between the voltage supply and other circuits	Yes
Connections/ Terminals	
type of electrical connection	spring-loaded terminals
type of connectable conductor cross-sections	
• solid	1x (0.25 ... 2.5 mm ²)
• finely stranded with core end processing	1x (0.25 ... 1.5 mm ²)
• finely stranded without core end processing	1x (0.25 ... 2.5 mm ²)
• for AWG cables solid	1 x (20 ... 14)
• for AWG cables stranded	1x (20 ... 14)
connectable conductor cross-section	
• solid	0.25 ... 2.5 mm ²
• finely stranded with core end processing	0.25 ... 1.5 mm ²
• finely stranded without core end processing	0.25 ... 2.5 mm ²
AWG number as coded connectable conductor cross section	
• solid	20 ... 14
• stranded	20 ... 14
Installation/ mounting/ dimensions	
mounting position	any
fastening method	snap-on mounting
height	93 mm
width	17.5 mm
depth	75 mm
required spacing	
• with side-by-side mounting	
— forwards	0 mm
— backwards	0 mm
— upwards	0 mm
— downwards	0 mm
— at the side	0 mm
• for grounded parts	
— forwards	0 mm
— backwards	0 mm
— upwards	0 mm
— at the side	0 mm
— downwards	0 mm
• for live parts	
— forwards	0 mm
— backwards	0 mm
— upwards	0 mm

— downwards	0 mm
— at the side	0 mm

Ambient conditions

installation altitude at height above sea level maximum	2 000 m
ambient temperature	
• during operation	-25 ... +60 °C
• during storage	-40 ... +80 °C
• during transport	-40 ... +80 °C
relative humidity during operation	10 ... 95 %

Approvals Certificates

General Product Approval



[Confirmation](#)



EMV	Test Certificates	Marine / Shipping	other	Environment
KC	Type Test Certificates/Test Report		Confirmation	Environmental Confirmations

Further information

Information on the packaging

<https://support.industry.siemens.com/cs/ww/en/view/109813875>

Information- and Downloadcenter (Catalogs, Brochures,...)

<https://www.siemens.com/ic10>

Industry Mall (Online ordering system)

<https://mall.industry.siemens.com/mall/en/en/Catalog/product?mlfb=3RS7025-2FW00>

Cax online generator

<http://support.automation.siemens.com/WWW/CAXorder/default.aspx?lang=en&mlfb=3RS7025-2FW00>

Service&Support (Manuals, Certificates, Characteristics, FAQs,...)

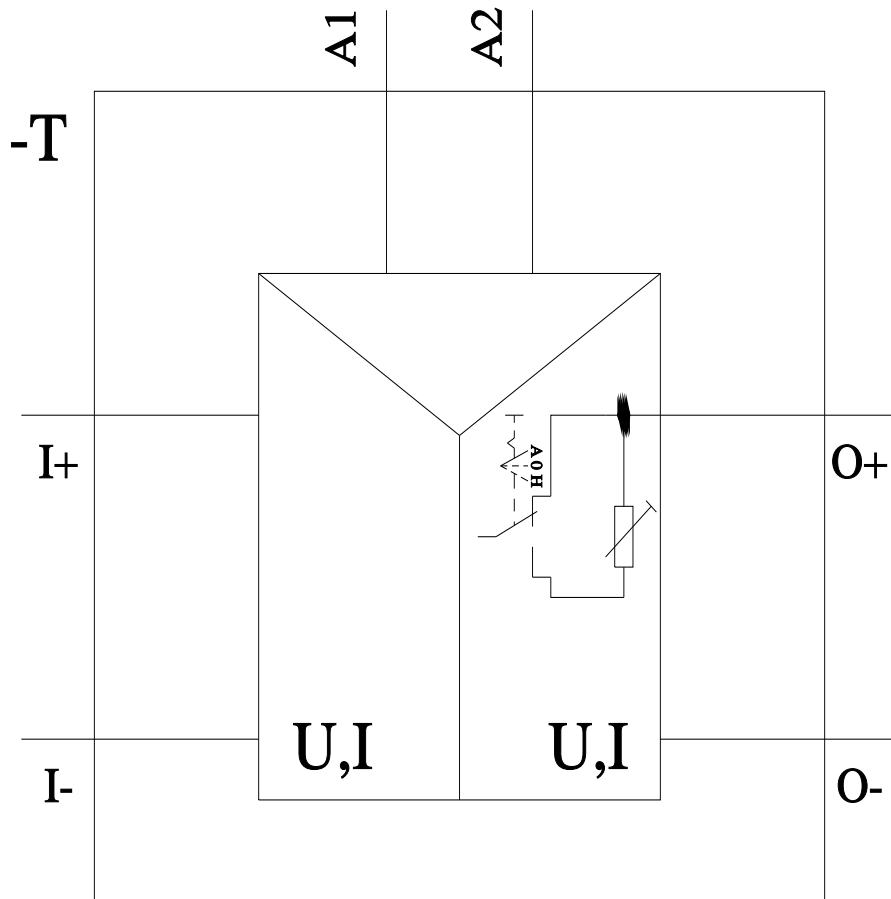
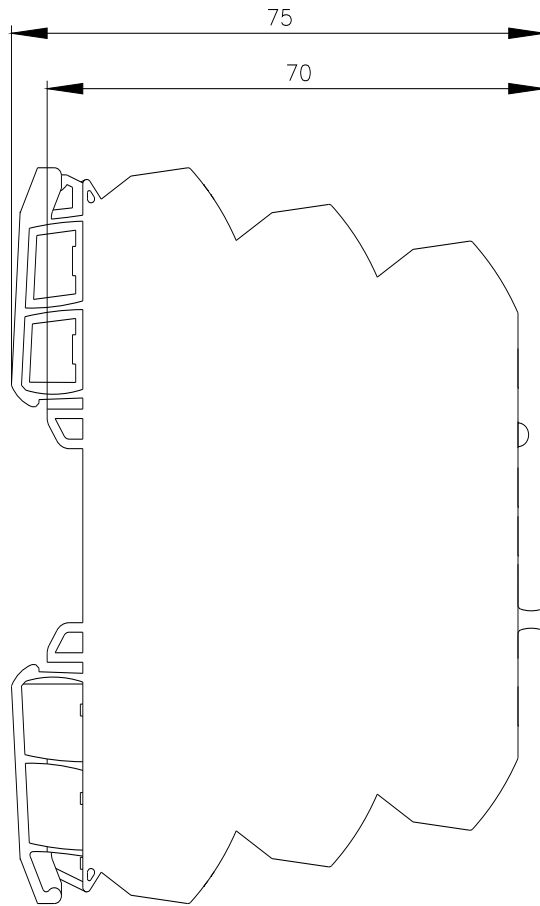
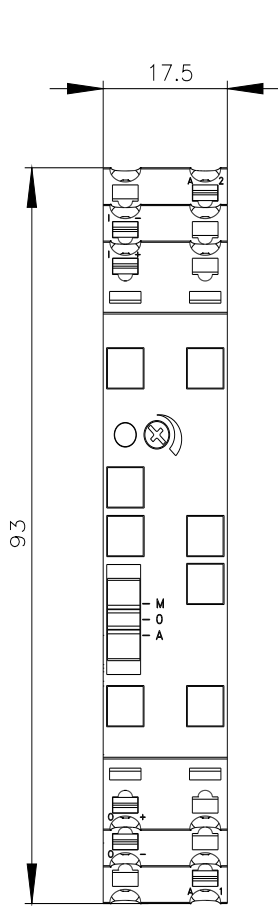
<https://support.industry.siemens.com/cs/ww/en/ps/3RS7025-2FW00>

Image database (product images, 2D dimension drawings, 3D models, device circuit diagrams, EPLAN macros, ...)

http://www.automation.siemens.com/bilddb/cax_de.aspx?mlfb=3RS7025-2FW00&lang=en

Characteristic: Derating

<https://support.industry.siemens.com/cs/ww/en/ps/3RS7025-2FW00/manual>



last modified:

12/23/2020

