

Data sheet for three-phase Squirrel-Cage-Motors SIMOTICS



Motor type : 1AV3063A

SIMOTICS GP - 63 M - IM B5 - 2p

Client order no.	Item-No.	Offer no.
Order no.	Consignment no.	Project
Remarks		

Electrical data

Safe Area

U [V]	Δ / Y	f [Hz]	P [kW]	P [hp]	I [A]	n [1/min]	M [Nm]	$\eta^{3)}$			$\cos\phi^{3)}$			I_A/I_N I_f/I_N	M_A/M_N T_f/T_N	M_K/M_N T_B/T_N	IE-CL
								4/4	3/4	2/4	4/4	3/4	2/4				
DOL duty (S1) - 155(F) to 130(B)																	
230	Δ	50	0.25	-/-	1.11	2835	0.8	69.7	68.3	61.7	0.81	0.73	0.58	4.1	1.9	2.5	IE3
400	Y	50	0.25	-/-	0.64	2835	0.8	69.7	68.3	61.7	0.81	0.73	0.58	4.1	1.9	2.5	IE3
460	Y	60	0.29	-/-	0.65	3435	0.8	69.5	67.5	62.0	0.81	0.72	0.59	4.8	2.0	2.7	IE3
460	Y	60	0.25	-/-	0.59	3465	0.7	69.5	66.6	59.3	0.76	0.67	0.54	5.2	2.4	3.1	IE3
IM B5 / IM 3001		FS 63 M		IP55		UKCA		IEC/EN 60034		IEC, DIN, ISO, VDE, EN							
Environmental conditions : -20 °C - +40 °C / 1,000 m										Locked rotor time (hot / cold) : 12.9 s 17.9 s							

Mechanical data



Sound level (SPL / SWL) at 50Hz 60Hz	56 / 64 dB(A) ^{2) 3)}	56 / 64 dB(A) ^{2) 3)}	Vibration severity grade	A
Moment of inertia	0.0003 kg m ²		Thermal class	F
Bearing DE NDE	6201 2Z C3	6201 2Z C3	Duty type	S1
bearing lifetime			Direction of rotation	bidirectional
L_{10mh} , $F_{Rad min}$ 50 60Hz ¹⁾ for coupling operation	40000 h	32000 h	Frame material	aluminum
Regreasing device	Without		Net weight of the motor (IM B3)	5 kg
Grease nipple	-/-		Coating (paint finish)	Standard paint finish C2
Type of bearing	Preloaded bearing DE		Color, paint shade	RAL7030
Condensate drainage holes	Without		Motor protection	(A) without (Standard)
External earthing terminal	Without		Method of cooling	IC411 - self ventilated, surface cooled

Terminal box

Terminal box position	top	Max. cross-sectional area	1.5 mm ²
Material of terminal box	Aluminium	Cable diameter from ... to ...	9 mm - 17 mm
Type of terminal box	TB1 B00	Cable entry	1xM25x1,5
Contact screw thread	M4	Cable gland	1 plug

Notes:

I_A/I_N = locked rotor current / current nominal
 M_K/M_N = locked rotor torque / torque nominal
 M_f/M_N = break down torque / nominal torque
 1) L10mh according to DIN ISO 281 10/2010
 2) at rated power / at full load
 3) Value is valid only for DOL operation with motor design IC411

responsible dep. DI MC LVM	technical reference	created by DT Configurator	approved by	<i>Technical data are subject to change! There may be discrepancies between calculated and rating plate values.</i>	Link documents 
	document type datasheet	document status released		document number	
	title 1LE1003-0BA32-2FA4-Z D01	rev. 943	creation date 2023-06-29		
© Siemens AG 2023					

Data sheet for three-phase Squirrel-Cage-Motors SIMOTICS





Motor type : 1AV3063A

SIMOTICS GP - 63 M - IM B5 - 2p

Special design

D01 CCC China Compulsory Certification

Notes:

responsible dep. DI MC LVM	technical reference	created by DT Configurator	approved by	<i>Technical data are subject to change! There may be discrepancies between calculated and rating plate values.</i>	Link documents
	document type datasheet		document status released		
	title 1LE1003-0BA32-2FA4-Z D01		document number		
© Siemens AG 2023		rev. 943	creation date 2023-06-29	language en	Page 2/2