

Data sheet for three-phase Squirrel-Cage-Motors SIMOTICS



Motor type : 1CV3112B SIMOTICS SD - 112 M - IM B3 - 4p

Client order no.	Item-No.	Offer no.
Order no.	Consignment no.	Project
Remarks		

Electrical data

Safe Area

U [V]	Δ / Y	f [Hz]	P [kW]	P [hp]	I [A]	n [1/min]	M [Nm]	η ³⁾			$\cos\phi$ ³⁾			I_A/I_N I_f/I_N	M_A/M_N T_f/T_N	M_K/M_N T_B/T_N	IE-CL
								4/4	3/4	2/4	4/4	3/4	2/4				
DOL duty (S1) - 155(F) to 130(B)																	
415	Δ	50	4.00	-/-	7.70	1460	26.0	88.6	89.2	88.6	0.82	0.76	0.65	7.1	2.4	3.7	IE3
480	Δ	60	4.55	-/-	7.40	1760	24.5	89.5	90.0	89.3	0.83	0.78	0.67	7.3	2.5	3.8	IE3
480	Δ	60	3.70	5.00	6.30	1770	20.0	89.5	89.4	87.7	0.80	0.73	0.61	8.2	2.9	4.3	MG1
IM B3 / IM 1001		FS 112 M		IP55		CC032A		IEC/EN 60034		IEC, EN, UL, CSA, NEMA MG1-12			kVA Code: M				
Environmental conditions : -20 °C - +40 °C / 1,000 m									Locked rotor time (hot / cold) : 16 s 21.7 s								

Mechanical data



Sound level (SPL / SWL) at 50Hz 60Hz	58 / 70 dB(A) ²⁾	62 / 74 dB(A) ²⁾	Vibration severity grade	A
Moment of inertia	0.0170 kg m ²		Thermal class	F
Bearing DE NDE	6206 2Z C3	6206 2Z C3	Duty type	S1
bearing lifetime			Direction of rotation	bidirectional
L_{10mh} , F_{Rad} , m_{min} 50 60Hz Lubricants	40000 h	32000 h	Frame material	cast iron
Regreasing device	Unirex N3		Net weight of the motor (IM B3)	46 kg
Grease nipple	No		Coating (paint finish)	Standard paint finish C2
Type of bearing	Preloaded bearing DE		Color, paint shade	RAL7030
Condensate drainage holes	Yes (standard)		Motor protection	(A) without (Standard)
External earthing terminal	No		Method of cooling	IC411 - self ventilated, surface cooled

Terminal box

Terminal box position	top	Max. cross-sectional area	4 mm ²
Material of terminal box	cast iron	Cable diameter from ... to ...	11 mm - 21 mm
Type of terminal box	TB1 F01	Cable entry	2xM32x1,5
Contact screw thread	M4	Cable gland	2 plugs

Notes:

I_A/I_N = locked rotor current / current nominal
 M_A/M_N = locked rotor torque / torque nominal
 M_K/M_N = break down torque / nominal torque
 1) L10mh according to DIN ISO 281 10/2010
 2) at rated power / at full load
 3) Value is valid only for DOL operation with motor design IC411

responsible dep. DI MC LVM	technical reference	created by DT Configurator	approved by	<i>Technical data are subject to change! There may be discrepancies between calculated and rating plate values.</i>	Link documents 
	document type datasheet	document status released		document number	
	title 1LE1523-1BB23-5AA4-Z B02+M11		rev. 01		
© Siemens AG 2022					

Data sheet for three-phase Squirrel-Cage-Motors SIMOTICS




Motor type : 1CV3112B

SIMOTICS SD - 112 M - IM B3 - 4p

Special design

B02 Acceptance test certificate 3.1 acc. to EN 10204 M11 Stainless steel rating plate

Notes:

responsible dep. DI MC LVM	technical reference	created by DT Configurator	approved by	<i>Technical data are subject to change! There may be discrepancies between calculated and rating plate values.</i>	Link documents
SIEMENS	document type datasheet	document status released			
	title 1LE1523-1BB23-5AA4-Z B02+M11	document number			
© Siemens AG 2022	rev. 01	creation date 2022-03-08	language en	Page 2/2	