



Main

Range of product	Harmony XB5
Product or component type	Head for push-button
Device short name	ZB5
Bezel material	Black plastic
Mounting diameter	22 mm
Sale per indivisible quantity	1
Shape of signaling unit head	Round
Type of operator	Spring return
Operator additional information	Vertical mounting

Complementary

CAD overall width	37 mm
CAD overall height	18.5 mm
CAD overall depth	37 mm
Product weight	0.024 kg
Resistance to high pressure washer	90 Pa at 82.5 °C
Operator profile	Yellow flush, black type H009
Mechanical durability	3000000 cycles
Electrical composition code	SR1 for ≤ 3 contacts using single blocks in rear mounting SF1 for ≤ 3 contacts using single blocks in front mounting C15 for 1 contacts using single blocks in front mounting C11 for ≤ 3 contacts using single blocks in front mounting C2 for ≤ 9 contacts using single and double blocks in front mounting C1 for ≤ 9 contacts using single blocks in front mounting

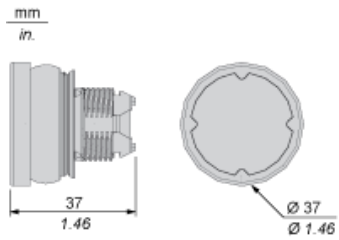
Environment

Ambient air temperature for storage	-40...85 °C
Ambient air temperature for operation	-40...70 °C
Class of protection against electric shock	Class II conforming to IEC 61140
IP degree of protection	IP69K IP66 conforming to IEC 60529
NEMA degree of protection	NEMA 12 NEMA 4 conforming to UL 508 NEMA 13
IK degree of protection	IK03 conforming to IEC 62262
Standards	IEC 60947-1 IEC 60947-5-1 UL 508 CSA C22.2
Product certifications	CE CSA UL
Vibration resistance	5 gn (f = 2...500 Hz) conforming to IEC 60068-2-6
Shock resistance	30 gn (duration = 18 ms) for half sine wave acceleration conforming to IEC 60068-2-27

Offer Sustainability

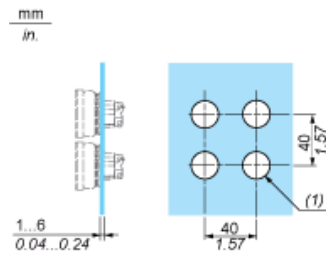
Sustainable offer status	Not Green Premium product
--------------------------	---------------------------

Dimensions



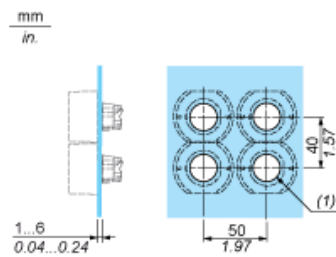
Installation on Flat Surface

Without Protective Guard



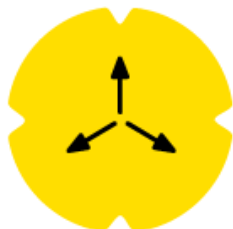
(1) $\varnothing 22.5$ mm recommended ($\varnothing 22.3_0^{+0.4}$) / $\varnothing 0.89$ in. recommended ($\varnothing 0.88_0^{+0.016}$)

With Protective Guard



(1) $\varnothing 22.5$ mm recommended ($\varnothing 22.3_0^{+0.4}$) / $\varnothing 0.89$ in. recommended ($\varnothing 0.88_0^{+0.016}$)


Marking Type H009



Electrical Composition Corresponding to Code C1



Electrical Composition Corresponding to Code C2

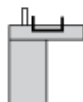


Electrical Composition Corresponding to Codes C9, C11, SF1 and SR1

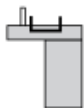


Electrical Composition Corresponding to Code C15

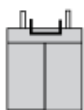
1 N/O



1 N/C



1 N/O + N/C or 1 N/O + N/O or 1 N/C + N/C



Legend

Single contact



Double contact



Light block



Possible location

